



VIBRATORY FEEDER DR 100

The vibratory feeder DR 100 is used for the **uniform, continuous feeding and conveyance** of pourable bulk materials and fine powders. The DR 100 feeds RETSCH mills, sample dividers, and particle measuring devices, and it is also suitable for other feeding tasks. Its performance, adaptability and compact design makes this device suitable for a **great variety of applications**. The DR 100 can also be **driven and controlled externally** via the built-in interface. RETSCH vibratory feeders guarantee **reproducibly exact results** and maximize the efficiency of downstream laboratory and testing devices.

PRODUCT ADVANTAGES


- | strong drive for even material feed
- | material bed level and volume flow are adjustable
- | digital speed setting
- | optional control via interface
- | digital time setting
- | compact control and feed unit
- | easy cleaning of the push-fit chute
- | wide range of accessories including various chutes

APPLICATION EXAMPLES

cement clinker, chemicals, coffee, construction materials, fertilizers, fillers, flours, grains, metals powders, minerals, nuts, plastics, sand, seeds, soils, washing powder, ...

FUNCTIONAL PRINCIPLE

The feed material passes through the hopper onto the conveying chute. This is made to vibrate at 50 (or 60) Hz by an electromagnetic charging vibrator. The volume flow can be infinitely adjusted. The layer height on the hopper can be adjusted in accordance with the product and need. The DR 100 can be driven externally via an interface; for example, the volume flow can be adjusted automatically to the grinding capacity of the Retsch ZM 200 Ultra Centrifugal Mill. The compact, no-maintenance design means that the vibratory feeders can be integrated simply into many devices or laboratory installations.



[Click to view video](#)

VIBRATORY FEEDER DR 100

TECHNICAL DATA

Applications	feeding, conveying
Field of application	agriculture, biology, chemistry / plastics, construction materials, engineering / electronics, environment / recycling, food, geology / metallurgy, glass / ceramics, medicine / pharmaceuticals
Feed material	pourable bulk materials
Material feed size*	< 2 mm (15 mm chute) < 6 mm (40 mm chute) < 12 mm (75 mm chute)
Volume flow	
Time setting	digital, 1 - 99 min / continuous operation
Speed setting	digital, 1 - 99 / 0 - 5 l/min, stufenlos einstellbar
Chute width	15 mm / 40 mm / 75 mm / 75/40 mm
Chute length	210 mm
Hopper volume	2.8 l (15 mm chute) 2.8 l (40 mm chute) 3.5 l (75 mm chute) 3.5 l (75/40 mm chute)
Electrical supply data	different voltages
Power connection	1-phase
W x H x D	260 x 420 x 280 mm
Net weight	9,7 kg
Standards	CE

*depending on feed material and instrument configuration/settings



www.retsch.com/dr100

ORDER DATA

VIBRATORY FEEDER DR 100

VIBRATORY FEEDER DR 100 SEPARATE COMPONENTS






DR 100 DRIVE UNIT (PLEASE ORDER FEEDING KIT SEPARATELY)

70.938.0001		DR 100 drive unit	220–240 V, 50 Hz
70.938.0002		DR 100 drive unit	110–120 V, 60 Hz


FEEDING KITS DR 100

72.020.0009	Feeding kit	(push-fit feed chute 15 mm, holder, hopper 2.8 litres and fixture)
72.020.0010	Feeding kit	(push-fit feed chute 40 mm, holder, hopper 2.8 litres and fixture)
72.020.0011	Feeding kit	(push-fit feed chute 75 mm, holder, hopper 3.5 litres and fixture)
72.020.0017	Feeding kit	(push-fit feed chute 75 mm, holder, hopper 22 litres and fixture)
72.020.0012	Feeding kit	(push-fit feed chute 75/40 mm, holder, hopper 3.5 litres and fixture)

PUSH-FIT CHUTES DR 100, LENGTH 210 MM


03.729.0035		Push-fit feed chute	stainless steel	width 15 mm	for holder 15/40
03.729.0036		Push-fit feed chute	stainless steel	width 40 mm	for holder 15/40
03.729.0037		Push-fit feed chute	stainless steel	width 75 mm	for holder 75
03.729.0040		Push-fit feed chute	stainless steel	width 75/40 mm	for holder 75
03.729.0039		Push-fit feed chute	stainless steel	V-shape	for holder 15/40


HOLDERS FOR PUSH-FIT CHUTES DR 100

03.018.0007  Holder 15/40 for push-fit feed chute 15 mm, 40 mm and V-shape


03.018.0008  Holder 75 for push-fit feed chute 75 mm

HOPPERS DR 100

03.785.0146  Feed hopper 2.8 litres stainless steel for chutes 15 and 40 mm

02.785.0019  Feed hopper 3.5 litres stainless steel for chutes 75 and 75/40 mm


02.785.0251 Feed hopper 22 litres stainless steel for chutes 75

03.785.0151  Feed hopper 0.4 litres stainless steel for chutes 15 and 40 mm

03.785.0159  Feed hopper 2.8 litres stainless steel for V-chute


FIXTURES FOR HOPPERS DR 100


02.266.0259  Fixture for hopper 0.4 litres and 2.8 litres

02.266.0260  Fixture for hopper 3.5 litres and 22 litres

VIBRATORY FEEDER DR 100 FOR ZM 300




DR 100 drive unit (please order feeding kit separately)

70.938.0001  DR 100 drive unit 220–240 V, 50 Hz

70.938.0002  DR 100 drive unit 110–120 V, 60 Hz

72.020.0018 Feeding kit DR 100-75/40 for ZM 300, incl. push-fit feed chute 75/40 mm, length 250 mm, holder for push-fit feed chute, hopper 3.5 litres and fixture for hopper, stand with data cable





PUSH-FIT FEED CHUTE DR 100 FOR ZM 300

03.729.0054		Push-fit feed chute, stainless steel, width 40 mm, length 250 mm
03.729.0056		Push-fit feed chute, stainless steel, width 75/40 mm, length 250 mm
03.729.0055		Push-fit feed chute, stainless steel, V-shape, width 40 mm, length 250 mm

Holders for push-fit chutes see above



VIBRATORY FEEDER DR 100 FOR SR 300/SK 300

DR 100 drive unit (please order feeding kit separately)

70.938.0001		DR 100 drive unit	220–240 V, 50 Hz
70.938.0003		DR 100 drive unit	220–240 V, 60 Hz
70.938.0010		DR 100 drive unit	200 V, 50 Hz
70.938.0006		DR 100 drive unit	200 V, 60 Hz
72.020.0019		Feeding kit DR 100/3.5 litres for SR 300/SK 300, incl. push-fit feed chute 75 mm, holder for push-fit feed chute, hopper 3.5 litres and holder for hopper and fixture	
72.020.0020		Feeding kit DR 100/22 litres for SR 300/SK 300, incl. push-fit feed chute 75 mm, holder for push-fit feed chute, hopper 22 litres and holder for hopper and fixture	

VIBRATORY FEEDER DR 100 FOR PT 100


DR 100 drive unit (please order feeding kit separately)


70.938.0001		DR 100 drive unit	220–240 V, 50 Hz
70.938.0002		DR 100 drive unit	110–120 V, 60 Hz
72.020.0021		Feeding kit DR 100-75/40 for PT 100,	

incl. push-fit feed chute 75/40 mm, holder for push-fit feed chute,
hopper 3.5 litres, fixture for hopper and stand with data cable

VIBRATORY FEEDER DR 100 PT 200

DR 100 drive unit (please order feeding kit separately)

70.938.0001  DR 100 drive unit 220–240 V, 50 Hz

70.938.0002  DR 100 drive unit 110–120 V, 60 Hz

72.020.0022 Feeding kit DR 100/3.5 litres for PT 200,
incl. push-fit feed chute 75 mm, holder for push-fit feed chute,
hopper 3.5 litres, fixture for hopper and data cable

72.020.0023 Feeding kit DR 100/22 litres for PT 200,
incl. push-fit feed chute 75 mm, holder for push-fit feed chute,
hopper 22 litres, fixture for hopper and data cable