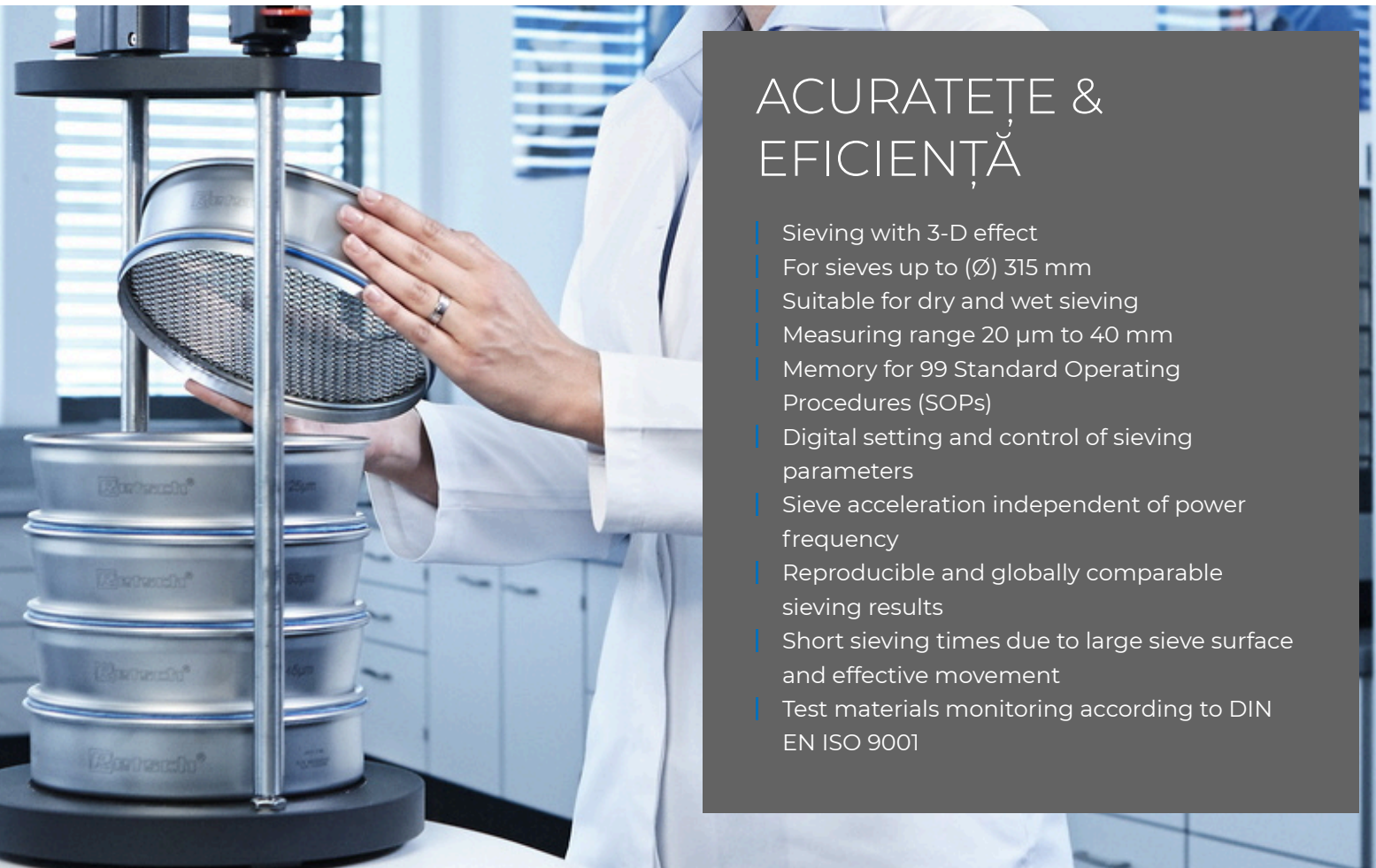




MAȘINĂ DE SITAT VIBRATOARE AS 300 CONTROL

The AS 300 model has all the benefits of the AS 200 control but is designed for test sieves with a diameter up to 315 mm, providing a sieve surface which is approximately 2.5 times larger. Therefore, the AS 300 is able to separate up to 6 kg of material in one working run. Repetitive operations are greatly simplified with the possibility to store up to 99 standard operating procedures (SOP). For perfectly reproducible sieving results, the AS 300 control can be programmed with sieve acceleration independent of the power frequency instead of vibration height.

The microprocessor-controlled measuring device monitors and automatically readjusts the vibration height. All sieving parameters are set, displayed and monitored digitally. The AS 300 control can be calibrated, and is thus suitable for test materials monitoring. Like all instruments of the "control" series, the AS 300 has an integrated interface for using the evaluation software EasySieve® to control, set and visualize all parameters, including complete documentation of the sieving process



ACURATEȚE & EFICIENȚĂ

- | Sieving with 3-D effect
- | For sieves up to (Ø) 315 mm
- | Suitable for dry and wet sieving
- | Measuring range 20 µm to 40 mm
- | Memory for 99 Standard Operating Procedures (SOPs)
- | Digital setting and control of sieving parameters
- | Sieve acceleration independent of power frequency
- | Reproducible and globally comparable sieving results
- | Short sieving times due to large sieve surface and effective movement
- | Test materials monitoring according to DIN EN ISO 9001

MAȘINĂ DE SITAT VIBRATOARE AS 300 CONTROL

SITARE UMEDĂ

Există numeroase aplicații pentru care sitarea umedă este cea mai bună soluție, ca de exemplu atunci când materialul se află într-o suspensie sau atunci când proba este foarte fină ($< 45 \mu\text{m}$) și tinde să se aglomereze. Toate mașinile de sitat vibrante RETSCH pot fi folosite pentru sitare umedă. Pentru aceasta sunt disponibile accesoriile speciale ca, dispozitive de prindere și colectoare. Prin montarea unor inele de ventilare între site, pernele de aer se pot extinde fără a pierde lichid sau probă.



MAȘINĂ DE SITAT VIBRATOARE AS 300 CONTROL

ACCESORII ȘI OPTIUNI

Mașinile de sitat din seria Control pot fi echipate cu o gamă variată de de accesorii potrivite pentru o multitudine de aplicații.



| Dispozitive de prindere

Cu dispozitivele de prindere RETSCH sitele sunt fixate în siguranță, rapid și ușor pe mașina de sitat. Dispozitivul de prindere "confort" este foarte ușor de utilizat economisind timpul de lucru.

| Accesorii pentru site

Colectoare, Colectoare intermediare, inele intermediare și capace site.

| Accesorii pentru sitare umedă

Capac cu duze, colectoare cu ștuț, inele ventilație.

| Accesorii sitare

Lanțuri, perii, cuburi, bile (de exemplu: pentru reducerea aglomerărilor particulelor <math><100 \mu\text{m}</math> și pentru a preveni blocarea ochiurilor sitei).

| Documente IQ/OQ

Pentru a sprijini certificarea IQ/OQ vă punem la dispoziție documentația IQ/OQ pentru mașinile de sitat din seria „control”.

| Divizoare

Pentru a obține rezultate semnificative sunt necesare probe reprezentative. Acestea se pot obține folosind divizoarele RETSCH, asigurând astfel reproductibilitatea analizei.

| Băi cu ultrasunete și uscătoare

Potrivite pentru curățarea temeinică a sitelor și uscarea rapidă și blândă a probelor și sitelor.

RETSCH TEST SIEVES AND ACCESSORIES - ENGINEERED FOR SUPERIOR PERFORMANCE

SOFTWARE DE EVALUARE EASYSIEVE / EASYSIEVE CFR

EasySieve, the software for particle size analyses, exceeds manual evaluation in many aspects. The software is able to automatically control the necessary measurement and weighing procedures – from the registration of the weight of the sieve up to the evaluation of the data. It is simple and convenient to use and is also available in an FDA 21 CFR Part 11-conform version.




MAȘINĂ DE SITAT VIBRATOARE AS 300 CONTROL

PROBE TIPICE

RETSCH's vibratory sieve shakers are ideally suited for separation, fractioning and particle size determination of cement clinker, chemicals, coffee, construction materials, fertilizers, fillers, flours, grains, metals powders, minerals, nuts, plastics, sand, seeds, soils and washing powder.



fertilizatori



sol



cereale



materiale de construcții

Pentru a găsi cea mai bună soluție de măcinare accesați baza noastră de date

PRINCIPIU DE FUNCȚIONARE

Modelul AS 300 funcționează cu un motor electromagnetic care este patentat de RETSCH (EP 0642844). Motorul produce o mișcare de aruncare 3D care mișcă produsul ce urmează a fi sitat în mod uniform pe întreaga suprafață de sitare. Avantajul: capacitate ridicată la efort, operare extrem de ușoară și timp scurt de sitare cu o eficiență ridicată de separare.



[Click pentru video](#)

MAȘINĂ DE SITAT VIBRATOARE AS 300 CONTROL

DATE TEHNICE

Aplicabilitate	separare, fracționare, determinarea dimensiunii particulei
Domenii in care se utilizeaza	agricultură, alimente, biologie, chimie/plastic, geologie/ metalurgie, inginerie/electronică, materiale de construcții, medicină/produse farmaceutice , mediu/reciclare, sticlă/ ceramică
Material probă	pulberi, materiale vrac, suspensii
Domeniu de măsurare*	20 μm - 40 mm
Mișcarea sitei	mișcare de aruncare cu momentum unghiular
Capacitatea max. de lot / alimentare	6 kg
Numărul max. de fracțiuni	11 / 17
Masa max. a sitelor comune	10 kg
Amplitudine	digital, 0.20 - > 2.20 mm
Controlled amplitude	da
Accelerația sitei	1.0 - > 10.0 g
Afișare timp	digitală, 1 - 99 min
Operare interval	1 - 99 s
POS-uri stocabile	99
Adecvat pentru cernerea uscată	da
Adecvat pentru cernerea udă	da
Interfață în serie	da
Inclusiv certificatul de testare / poate fi calibrat	da
Diametrele adecvate ale sitei	100 mm / 200 mm / 203 mm (8") / 305 mm / 315 mm
Înălțimea max. a sitelor comune	510 mm
Dispozitive de fixare	standard, "comfort", each for wet and dry sieving
Grad de protecție	IP 21
Alimentare electrica	100-240 V, 50/60 Hz
Conectare sursă de alimentare	monofazic
W x H x D	417 x 220 x 384 mm
Masa netă:	~ 42 kg
Standard	CE


* în funcție de materialul probei și configurația/setările instrumentului

www.retsch.ro/as300control

INFORMAȚII DESPRE COMANDĂ

VIBRATORY SIEVE SHAKER AS 300 CONTROL

Vibratory Sieve Shaker AS 300 control for test sieves up to 305 mm / 12" Ø
(please order clamping device, test sieves and collecting pan separately)

30.033.0001  AS 300 100–240 V, 50/60 Hz incl. test report acc. to EN 10204 2.2 control


CLAMPING DEVICES AS 300

max. number of fractions, for test sieves Ø


32.662.0008  Clamping device "standard", 11, 305 mm Ø

32.662.0009  Clamping device "comfort", 11, 305 mm Ø

32.662.0012  Wet sieving clamping device "standard", 11, 305 mm Ø

32.662.0014  Wet sieving clamping device "comfort", 11, 305 mm Ø

SIEVE STACKS AND ACCESSORIES AS 300

60.158.000999  Sieve stack consisting of 7 test sieves (ISO 3310-1), 305 mm Ø, 40 mm height (630 µm, 1.25 mm, 2.50 mm, 5 mm, 10 mm, 20 mm, 31.5 mm) and collecting pan

60.159.000999 Sieve stack consisting of 7 test sieves (ASTM E11), 305 mm (12") Ø, 40 mm height (30 mesh, 16 mesh, 8 mesh, 4 mesh, 3/8", 3/4", 1 1/4") and collecting pan





22.243.0002 Rubber disc for sieve plate

99.200.0028 IQ/OQ Documentation for AS 300 control



ACCESSORIES FOR CLAMPING DEVICES AS 200, AS 300, AS 400

CLAMPING LIDS




32.481.0022  Clamping lid with large window of Perspex for test sieves 200/203 mm Ø

32.481.0014		Universal clamping lid with small window for test sieves 100/150/200/203 mm Ø
32.481.0015		Universal wet sieving lid with small window for test sieves 100/150/200/203 mm Ø
02.660.0011		Clamping lid with large window of Perspex for test sieves 305 mm Ø
02.660.0017		Wet sieving lid for test sieves 305 mm Ø





CLAMPING ELEMENTS


32.142.0001		Clamping nuts, (2 pieces) for clamping device "standard"
32.737.0001		Quick-clamping elements, (2 pieces) for clamping device "comfort" AS 200/300/400
05.114.0080		O-ring for quick-clamping element for AS 300 and AS 400, 1 piece


CLAMPING RODS

32.248.0002		Threaded rods, (2 pieces) for clamping device "standard"
32.248.0001		Threaded rods, short, (2 pieces) for clamping of max. 5 test sieves for clamping device "standard"
32.742.0010		Rods, smooth, (2 pieces) for clamping device "comfort" AS 300/400

SIEVING AIDS

32.365.0001		Chain ring for test sieves 200 mm and 203 mm Ø to support horizontal sieving
32.050.0001		Brushes, 3 pieces
32.902.0001		Cubes of polyurethane, 12 x 12 x 12 mm, 10 pieces
32.902.0002		Cubes of polyurethane, 20 x 20 x 20 mm, 10 pieces

32.354.0001  Balls of rubber, 20 mm Ø, 5 pieces

32.354.0002  Balls of agate, 10 mm Ø, 10 pieces

32.354.0004  Balls of steatite, 6 mm Ø, 150 g


TEST SIEVE RACK

32.012.0001  Test Sieve Rack for 10 Test Sieves Ø 200 mm/8", height 50 mm/25 mm


ACCESSORIES FOR TEST SIEVES (PANS, RINGS, LIDS)


FOR TEST SIEVES 200 MM Ø, HEIGHT 50 MM


69.720.0050  Collecting pan oțel inoxidabil 200 mm Ø height 50 mm

69.220.0050  Intermediate pan oțel inoxidabil 200 mm Ø height 50 mm

69.121.0050  Intermediate ring oțel inoxidabil 200 mm Ø height 50 mm

69.520.0051  Sieve lid oțel inoxidabil 200 mm Ø


69.420.0050  Collecting pan with outlet oțel inoxidabil 200 mm Ø height 50 mm





69.221.0025  Venting ring for wet sieving oțel inoxidabil 200 mm Ø height 25 mm

05.114.0174  O-ring for test sieves 200 mm Ø


FOR TEST SIEVES 200 MM Ø, HEIGHT 25 MM

69.720.0025  Collecting pan, oțel inoxidabil, 200 mm Ø, height 25 mm




69.220.0025  Intermediate pan, oțel inoxidabil, 200 mm Ø, height 25 mm




69.121.0025		Intermediate ring, oțel inoxidabil, 200 mm Ø, height 25 mm
69.520.0051		Sieve lid, oțel inoxidabil, 200 mm Ø
69.420.0050		Collecting pan with outlet, oțel inoxidabil, 200 mm Ø, height 50 mm
69.221.0025		Venting ring for wet sieving, oțel inoxidabil, 200 mm Ø, height 25 mm
05.114.0174		O-ring for test sieves, 200 mm Ø

FOR TEST SIEVES 203 MM Ø / 8" Ø, HEIGHT 2"






69.720.3050		Collecting pan, oțel inoxidabil, 8" Ø, height 2"
69.220.3050		Intermediate pan, oțel inoxidabil, 8" Ø, height 2"
69.121.3050		Intermediate ring, oțel inoxidabil, 8" Ø, height 2"
69.520.3051		Sieve lid, oțel inoxidabil, 8" Ø
69.420.3050		Collecting pan with outlet, oțel inoxidabil, 8" Ø, height 2"
69.221.3025		Venting ring for wet sieving, oțel inoxidabil, 8" Ø, height 1"
05.114.0174		O-ring for test sieves, 8" Ø

FOR TEST SIEVES 203 MM Ø / 8" Ø, HEIGHT 1"






69.720.3025		Collecting pan, oțel inoxidabil, 8" Ø, height 1"
69.220.3025		Intermediate pan, oțel inoxidabil, 8" Ø, height 1"
69.121.3025		Intermediate ring, oțel inoxidabil, 8" Ø, height 1"

69.520.3051		Sieve lid, oțel inoxidabil, 8" Ø
69.420.3050		Collecting pan with outlet, oțel inoxidabil, 8" Ø, height 2"
69.221.3025		Venting ring for wet sieving, oțel inoxidabil, 8" Ø, height 1"
05.114.0174		O-ring for test sieves, 8" Ø

FOR TEST SIEVES 100 MM Ø

60.010.000100		Collecting pan, oțel inoxidabil, 100 mm Ø, height 40 mm
60.220.000100		Intermediate pan, oțel inoxidabil, 100 mm Ø, height 40 mm
60.935.000100		Intermediate ring, oțel inoxidabil, 100 mm Ø, height 40 mm
60.107.000100		Sieve lid, oțel inoxidabil, 100 mm Ø
60.010.100100		Collecting pan with outlet, oțel inoxidabil, 100 mm Ø, height 40 mm
05.114.0045		O-ring for test sieves, 100 mm Ø

FOR TEST SIEVES 305 MM Ø

60.010.000305		Collecting pan, oțel inoxidabil, 305 mm Ø, height 40 mm
69.230.0050		Intermediate pan, oțel inoxidabil, 305 mm Ø, height 40 mm
60.935.000305		Intermediate ring, oțel inoxidabil, 305 mm Ø, height 40 mm
60.107.000305		Sieve lid, oțel inoxidabil, 305 mm Ø
69.430.0050		Collecting pan with outlet, oțel inoxidabil, 305 mm Ø, height 56 mm
69.321.0050		Venting ring for wet sieving, oțel inoxidabil, 305 mm Ø, height 40 mm

05.114.0047



O-ring for test sieves, 305 mm Ø

TEST SIEVES Ø 305 MM - 40 MM HEIGHT - ISO 3310/1 - STAINLESS STEEL / WIRE GAUZE

	# mm	# mesh no.	Ø	height	standard
60.158.000025	25 µm	-	305 mm	40 mm	ISO 3310/1
60.158.000032	32 µm	-	305 mm	40 mm	ISO 3310/1
60.158.000036	36 µm	-	305 mm	40 mm	ISO 3310/1
60.158.000038	38 µm	-	305 mm	40 mm	ISO 3310/1
60.158.000040	40 µm	-	305 mm	40 mm	ISO 3310/1
60.158.000045	45 µm	-	305 mm	40 mm	ISO 3310/1
60.158.000050	50 µm	-	305 mm	40 mm	ISO 3310/1
60.158.000053	53 µm	-	305 mm	40 mm	ISO 3310/1
60.158.000056	56 µm	-	305 mm	40 mm	ISO 3310/1
60.158.000063	63 µm	-	305 mm	40 mm	ISO 3310/1
60.158.000071	71 µm	-	305 mm	40 mm	ISO 3310/1
60.158.000075	75 µm	-	305 mm	40 mm	ISO 3310/1
60.158.000080	80 µm	-	305 mm	40 mm	ISO 3310/1
60.158.000090	90 µm	-	305 mm	40 mm	ISO 3310/1
60.158.000100	100 µm	-	305 mm	40 mm	ISO 3310/1
60.158.000106	106 µm	-	305 mm	40 mm	ISO 3310/1
60.158.000112	112 µm	-	305 mm	40 mm	ISO 3310/1
60.158.000125	125 µm	-	305 mm	40 mm	ISO 3310/1
60.158.000140	140 µm	-	305 mm	40 mm	ISO 3310/1
60.158.000150	150 µm	-	305 mm	40 mm	ISO 3310/1
60.158.000160	160 µm	-	305 mm	40 mm	ISO 3310/1
60.158.000180	180 µm	-	305 mm	40 mm	ISO 3310/1
60.158.000200	200 µm	-	305 mm	40 mm	ISO 3310/1
60.158.000212	212 µm	-	305 mm	40 mm	ISO 3310/1
60.158.000224	224 µm	-	305 mm	40 mm	ISO 3310/1

60.158.000250	250 µm	-	305 mm	40 mm	ISO 3310/1
60.158.000280	280 µm	-	305 mm	40 mm	ISO 3310/1
60.158.000300	300 µm	-	305 mm	40 mm	ISO 3310/1
60.158.000315	315 µm	-	305 mm	40 mm	ISO 3310/1
60.158.000355	355 µm	-	305 mm	40 mm	ISO 3310/1
60.158.000400	400 µm	-	305 mm	40 mm	ISO 3310/1
60.158.000425	425 µm	-	305 mm	40 mm	ISO 3310/1
60.158.000450	450 µm	-	305 mm	40 mm	ISO 3310/1
60.158.000500	500 µm	-	305 mm	40 mm	ISO 3310/1
60.158.000560	560 µm	-	305 mm	40 mm	ISO 3310/1
60.158.000600	600 µm	-	305 mm	40 mm	ISO 3310/1
60.158.000630	630 µm	-	305 mm	40 mm	ISO 3310/1
60.158.000710	710 µm	-	305 mm	40 mm	ISO 3310/1
60.158.000800	800 µm	-	305 mm	40 mm	ISO 3310/1
60.158.000850	850 µm	-	305 mm	40 mm	ISO 3310/1
60.158.000900	900 µm	-	305 mm	40 mm	ISO 3310/1
60.158.001000	1.00 mm	-	305 mm	40 mm	ISO 3310/1
60.158.001120	1.12 mm	-	305 mm	40 mm	ISO 3310/1
60.158.001180	1.18 mm	-	305 mm	40 mm	ISO 3310/1
60.158.001250	1.25 mm	-	305 mm	40 mm	ISO 3310/1
60.158.001400	1.40 mm	-	305 mm	40 mm	ISO 3310/1
60.158.001600	1.60 mm	-	305 mm	40 mm	ISO 3310/1
60.158.001700	1.70 mm	-	305 mm	40 mm	ISO 3310/1
60.158.001800	1.80 mm	-	305 mm	40 mm	ISO 3310/1
60.158.002000	2.00 mm	-	305 mm	40 mm	ISO 3310/1
60.158.002240	2.24 mm	-	305 mm	40 mm	ISO 3310/1
60.158.002360	2.36 mm	-	305 mm	40 mm	ISO 3310/1
60.158.002500	2.50 mm	-	305 mm	40 mm	ISO 3310/1
60.158.002800	2.80 mm	-	305 mm	40 mm	ISO 3310/1
60.158.003150	3.15 mm	-	305 mm	40 mm	ISO 3310/1
60.158.003350	3.35 mm	-	305 mm	40 mm	ISO 3310/1

60.158.003550	3.55 mm	-	305 mm	40 mm	ISO 3310/1
60.158.004000	4.00 mm	-	305 mm	40 mm	ISO 3310/1
60.158.004500	4.50 mm	-	305 mm	40 mm	ISO 3310/1
60.158.004750	4.75 mm	-	305 mm	40 mm	ISO 3310/1
60.158.005000	5.00 mm	-	305 mm	40 mm	ISO 3310/1
60.158.005600	5.60 mm	-	305 mm	40 mm	ISO 3310/1
60.158.006300	6.30 mm	-	305 mm	40 mm	ISO 3310/1
60.158.006700	6.70 mm	-	305 mm	40 mm	ISO 3310/1
60.158.007100	7.10 mm	-	305 mm	40 mm	ISO 3310/1
60.158.008000	8.00 mm	-	305 mm	40 mm	ISO 3310/1
60.158.009000	9.00 mm	-	305 mm	40 mm	ISO 3310/1
60.158.009500	9.50 mm	-	305 mm	40 mm	ISO 3310/1
60.158.010000	10.00 mm	-	305 mm	40 mm	ISO 3310/1
60.158.011200	11.20 mm	-	305 mm	40 mm	ISO 3310/1
60.158.012500	12.50 mm	-	305 mm	40 mm	ISO 3310/1
60.158.013200	13.20 mm	-	305 mm	40 mm	ISO 3310/1
60.158.014000	14.00 mm	-	305 mm	40 mm	ISO 3310/1
60.158.016000	16.00 mm	-	305 mm	40 mm	ISO 3310/1
60.158.018000	18.00 mm	-	305 mm	40 mm	ISO 3310/1
60.158.019000	19.00 mm	-	305 mm	40 mm	ISO 3310/1
60.158.020000	20.00 mm	-	305 mm	40 mm	ISO 3310/1
60.158.022400	22.40 mm	-	305 mm	40 mm	ISO 3310/1
60.158.025000	25.00 mm	-	305 mm	40 mm	ISO 3310/1
60.158.026500	26.50 mm	-	305 mm	40 mm	ISO 3310/1
60.158.028000	28.00 mm	-	305 mm	40 mm	ISO 3310/1
60.158.031500	31.50 mm	-	305 mm	40 mm	ISO 3310/1
60.158.035500	35.50 mm	-	305 mm	40 mm	ISO 3310/1
60.158.037500	37.50 mm	-	305 mm	40 mm	ISO 3310/1
60.158.040000	40.00 mm	-	305 mm	40 mm	ISO 3310/1
60.158.045000	45.00 mm	-	305 mm	40 mm	ISO 3310/1
60.158.050000	50.00 mm	-	305 mm	40 mm	ISO 3310/1

60.158.053000	53.00 mm	-	305 mm	40 mm	ISO 3310/1
60.158.056000	56.00 mm	-	305 mm	40 mm	ISO 3310/1
60.158.063000	63.00 mm	-	305 mm	40 mm	ISO 3310/1
60.158.071000	71.00 mm	-	305 mm	40 mm	ISO 3310/1
60.158.075000	75.00 mm	-	305 mm	40 mm	ISO 3310/1
60.158.080000	80.00 mm	-	305 mm	40 mm	ISO 3310/1
60.158.090000	90.00 mm	-	305 mm	40 mm	ISO 3310/1
60.158.100000	100.00 mm	-	305 mm	40 mm	ISO 3310/1
60.158.106000	106.00 mm	-	305 mm	40 mm	ISO 3310/1
60.158.112000	112.00 mm	-	305 mm	40 mm	ISO 3310/1
60.158.125000	125.00 mm	-	305 mm	40 mm	ISO 3310/1