



## CONCASOR CU FALCI BB 500

Best combination of power and final fineness

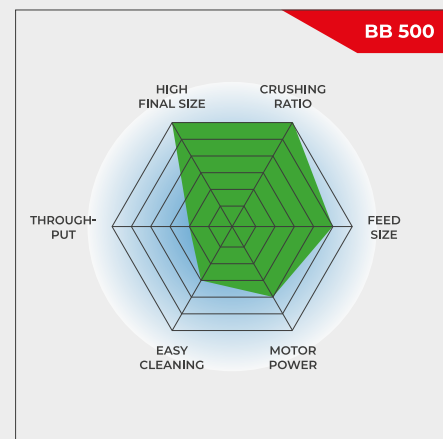
**The Jaw Crusher BB 500 is specifically designed for accepting large feed sizes up to 110 mm. The gap width can be set stepless from 0-11 mm. Depending on the sample material, particle sizes down to 0.5 mm can be obtained in one working run, resulting in an excellent crushing ratio of 220. A throughput of up to 500 kg/h is possible with the BB 500.**

The RETSCH jaw crusher series is available in 8 different sizes. Throughput and final fineness depend on the crusher type, selected gap width and breaking properties of the sample material.

Robust design, simple handling and cleaning are the features of the RETSCH jaw crusher models. Small amounts of sample are processed batchwise; for larger amounts the crushers can be operated continuously.

## ROBUST & VERSATILE

- | Excellent crushing ratio
- | Continuous gap width setting
- | Wide range of materials for contamination free grinding
- | Connector for dust extraction
- | Removable hopper with splash-back protection
- | Longer service life by 180° rotation of the jaws



Best combination of power and final fineness

CONCASOR CU FALCI BB 500

## SUPERIORITATE ÎN DETALII

The BB 500 is a robust and powerful force-fed crusher characterized by its excellent crushing ratio. Thanks to the steep crushing chamber design, the highly effective crushing kinematics and the high frequency of the jaw movement it is possible to process samples with a feed size of up to 110 mm to a final fineness of 90 % below 0.5 mm in one working run.

The continuous gap width setting with scale ensures optimum size reduction in accordance with the set gap width. The receptacle for collecting the sample after crushing keeps up to 15 l sample per batch.

The feed hopper with splash-back protection can be removed quickly and easily. The BB 500 has a connection for dust extraction and is protected against mechanical overload.

Cleaning the crushing chamber is done quickly and easily thanks to removable hopper and exchangeable jaws and wearing plates.



Scale for continuous gap width setting



Jaws and wearing plates can be replaced

## PROCESS-LINE VERSION

The BB 500 jaw crusher is also available in versions which are suitable for continuous size reduction in online operation, e. g. for quality control during the production process.

These are supplied without feed hopper and motor protection switch. The voltage of the three-phase AC motor will be selected in accordance with the customer's requirements.



CONCASOR CU FALCI BB 500

**PROBE TIPICE**

Concasoarele puternice RETSCH sunt ideale pentru măcinarea primară a materialelor de construcții, a minereurilor, granitului, ceramicii de oxid, cuarțului, zgurii, siliciului, cărbunelui, aliajelor de tungsten, clincherului de ciment, etc.



*ferrochrome*



*silicon*



*quartzite*



*calcium silicate*

Pentru a găsi cea mai bună soluție de măcinare accesați baza noastră de date


CONCASOR CU FALCI BB 500

## PRINCIPIU DE FUNCȚIONARE

Concasorul BB 500 este un concasor robust și puternic, cu alimentare forțată. Materialul de alimentare trece prin sita fără recul și intră în camera de concasare.

Reducerea dimensiunii are loc în zona aflată între brațul fix și unul oscilant cu o frecvență ridicată, acest lucru asigurând macinarea probei la finețea stabilită într-o singură etapă de lucru.

Două volante masive transmit forțe mari fălcilor de strivire. Designul inovator permite folosirea ambelor părți ale fălcilor datorită unei rotații de 180 °. Dacă proba este mai mică decât lățimea spațiului dintre falci, cade într-un colector detașabil.



[Click pentru video](#)

## CONCASOR CU FALCI BB 500

**DATE TEHNICE**

<b>Aplicabilitate</b>	concasare grosieră
<b>Domenii in care se utilizeaza</b>	chimie/plastic, geologie/metalurgie, inginerie/electronică, materiale construcții, mediu/reciclare, sticlă/ceramică
<b>Material probă</b>	duritate medie/mare, casant
<b>Principiul de reducere a dimensiunii</b>	prin aplicarea unei presiuni asupra probei
<b>Dimens. max. probă*</b>	< 110 mm
<b>Finețe finală*</b>	90% < 0.5 mm
<b>Puterea produsă*</b>	500 kg/h
<b>Material de construcție a elementelor de macinare</b>	oțel mangan, NiHard 4
<b>Dimensiuni fălci</b>	250 x 130 mm
<b>Setarea distantei dintre fălci</b>	0 - 11 mm
<b>Afișajul distantei dintre fălci</b>	scală
<b>Buncăr de alimentare</b>	da
<b>Etans la praf</b>	da
<b>Lubrifiere</b>	nu
<b>Varianta constructiva pentru procese in linie</b>	opțional
<b>Capacitate colector</b>	15 l
<b>Antrenare</b>	motor electric
<b>Putere motor</b>	7.5 kW
<b>Alimentare electrica</b>	230 V, 50 Hz
<b>Conectare sursă de alimentare</b>	trifazic
<b>Grad de protecție</b>	IP 55
<b>W x H x D (închis)</b>	930 x 1400 x 1080 mm
<b>Masa netă:</b>	~ 1000 kg
<b>Standard</b>	CE



\* în funcție de materialul probei și configurația/setările instrumentului

[www.retsch.ro/bb500](http://www.retsch.ro/bb500)

## INFORMAȚII DESPRE COMANDĂ

### JAW CRUSHER BB 500



**Jaw Crusher BB 500 complete with breaking jaws, wearing plates, feed hopper, collecting receptacle and base frame**

				fălci / plăcuțe de uzură
21.003.0001		BB 500	3~ 400 V, 50 Hz	manganese steel / hardened steel
21.003.0006		BB 500	3~ 400 V, 50 Hz	NiHard 4 / hardened steel

**la cerere, sunt disponibile alte versiuni electrice, la același preț**

### VERSION FOR INTEGRATION

**Version for integration into a system at the customer's location, with manufacturer's declaration according to EC machine directive, with three-phase motor, without hopper, frame and protective motor switch**

21.003.0003		BB 500	3~ 400 V, 50 Hz	manganese steel / hardened steel
21.003.0007		BB 500	3~ 400 V, 50 Hz	NiHard 4 / hardened steel

### CYCLONE FOR BB 500

CYCLONE SET WITH HOLDER, FDA CERTIFIED HOSE, LID WITH CONNECTOR FOR VACCUUM CLEANER AND SAMPLE OUTLET  
(PLEASE ORDER CASSETTE WITH OUTLET SEPARATELY)

22.935.0039	Cyclone set with collecting receptacle 30 litres
03.183.0154	Cassette with outlet for use with cyclone
02.605.0420	Adjustable steel connection tubing (316L) for cyclone set
05.707.0208	FDA certified hose, 1.5 m
22.748.0017	Industrial vacuum cleaner Attix, 230 V, 50/60 Hz

### ACCESSORIES JAW CRUSHER BB 500

BREAKING JAWS BB 500

23.048.0033



Fălci, oțel mangan, 1 pereche

23.048.0036

Fălci, NiHard 4, 1 pereche

**other materials available on request**

#### WEARING PLATES BB 500

23.711.0025

Plăcuțe de uzură, hardened steel, 1 pereche

23.711.0030

Plăcuțe de uzură, NiHard 4, 1 pereche

**other materials available on request**

#### FURTHER ACCESSORIES BB 500

23.003.0025

Collecting receptacle, standard steel, powder coated, 15 litres

05.045.0528

Collecting receptacle for cyclone set 22.935.0039, 30 litres