



## CONCASOR CU FALCI BB 250

Model with most ergonomic handling

**The Jaw Crusher BB 250 is specifically designed for accepting large feed sizes up to 120 x 90 mm. The gap width can be set stepless from 0-30 mm. Depending on the sample material, particle sizes down to 2 mm can be obtained, resulting in a crushing ratio of 45. A throughput of up to 300 kg/h is possible with the BB 250.**

The RETSCH jaw crusher series is available in 8 different sizes. Throughput and final fineness depend on the crusher type, selected gap width and breaking properties of the sample material.

Robust design, simple handling and cleaning are the features of the RETSCH jaw crusher models. Small amounts of sample are processed batchwise; for larger amounts the crushers can be operated continuously.

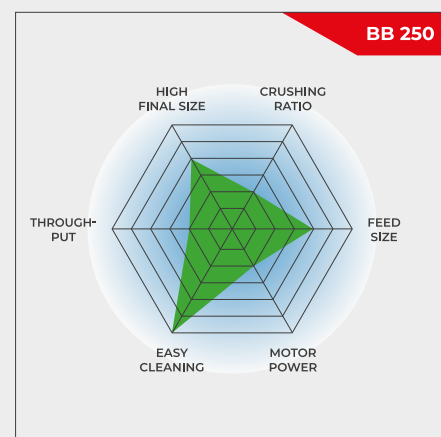


[Click pentru video](#)

### Video Produs

## ROBUST & VERSATILE

- | Front door facilitates cleaning of crushing chamber
- | Infinite/continuous gap width setting
- | Wide range of materials for contamination free grinding
- | Collecting receptacle with outlet for continuous operation
- | Connector for dust extraction
- | Scale indicates jaw wear
- | Selection of hoppers for specific applications



Model with most ergonomic handling


CONCASOR CU FALCI BB 250

## SUPERIORITATE ÎN DETALII

For sample amounts up to 10 l, the Jaw Crusher BB 250 is used batchwise; for larger volumes it can be operated continuously. Thanks to the modular concept of the housing and frame, this jaw crusher is suitable for a wide range of applications.

A front door gives direct access to the crushing chamber at a perfect height for ergonomic and easy cleaning. The feed hopper with splash-back protection can be removed quickly and easily. The Jaw Crusher BB 250 has a connection for dust extraction and is protected against mechanical overload. A scale indicates the wear of the breaking jaws, informing the user when it is time for an exchange.

The crushing chamber is available in 6 different materials to ensure neutral-to-analysis sample preparation. The technical and safety features make this jaw crusher ideally suited for sample preparation in laboratories and for small scale production.



Front door allows for easy cleaning



Connection for dust extraction

## ACCESSORIES FOR THE JAW CRUSHER BB 250

### BREAKING JAWS

Fălcile și placuțele de uzură sunt disponibile în 5 materiale diferite și pot fi selectate în funcție de caracteristicile probei și de analizele efectuate ulterior măcinării:

- | oțel mangan
- | oțel inoxidabil
- | carbura de wolfram
- | steel for heavy-metal free grinding
- | oțel inoxidabil 316L
- | NiHard4 oțel



### BUNCĂRE

Three hopper types are available for the BB 250 jaw crusher.

The standard hopper can be optionally equipped with a special infeed hopper. This additional hopper can be placed on a table for loading up to 10 l of sample material. By attaching it to the standard hopper with a connection rod, the sample is fed into the BB 250 with the help of a manual pusher.

A special hopper is available for quick and easy feeding of drill cores or large amounts of bulk material. The cover can be closed to serve as splash back protection.



## COLLECTING VESSELS

In addition to the standard receptacle which accepts sample amounts up to 10 l, two options are available.

For continuous operation the collection funnel with outlet is the ideal choice.

The large volume receptacle accepts up to 26 liter of sample and comes with a flexible connection flange and a carrier on wheels. This version is the best choice for dust-free operation.



CONCASOR CU FALCI BB 250 & MOARĂ CU DISCURI DM 200

## TWO-STAGE SAMPLE PREPARATION IN ONE STEP

The combi unit, featuring the Jaw Crusher BB 250 and the Disc Mill DM 200 connected via a cyclone separator, enables automated, continuous sample preparation. Material is directly transported from the jaw crusher to the disk mill, allowing large feed sizes to be processed in one step to a defined final fineness of small particles. This two-step grinding process is necessary for hard or brittle materials that require initial coarse reduction followed by fine grinding. The combi unit streamlines workflows, eliminates manual sample transfer, and significantly reduces processing time. It minimizes dust emissions and ensures efficient, reproducible results, making it an ideal solution for applications in agriculture, cement production, mining, precious metal analysis, materials research, and environmental analysis.



### APPLICATION EXAMPLE OF THE COMBI UNIT

- | Gap setting jaw crusher: 2 mm
- | Gap setting disc mill: 0.2 mm
- | Feed size: 60 mm
- | Final fineness: 200 µm
- | Sample amount: 1 kg
- | Process time: 10 min

## CYCLONE SYSTEM FOR JAW CRUSHERS

# BYE-BYE DUST AND SAMPLE LOSS

Whether you're preparing samples in mining, precious metals, materials research, or environmental analysis, the RETSCH Cyclone System ensures efficiency, precision and safety like never before!

### Why should you choose the RETSCH Cyclone System?

#### | Total Sample Recovery

Eliminate sample loss during crushing with our cyclone, ensuring accurate and reproducible results for every analysis!

#### | Enhanced Operator Safety

Our cyclone significantly reduces dust exposure, creating a safer and cleaner working environment for your team!

Plus: Existing instruments (BB 50, BB 250 or BB 400) can be retrofitted with the Cyclone System.



## CONCASOR CU FALCI BB 250

### PROBE TIPICE

Concasoarele puternice RETSCH sunt ideale pentru măcinarea primară a materialelor de construcții, a minereurilor, granitului, ceramicii de oxid, cuarțului, zgurii, siliciului, cărbunelui, aliajelor de tungsten, clincherului de ciment, etc.



*clinker ciment*



*materiale ceramice*



*catalizatori*



*drill core*

Pentru a găsi cea mai bună soluție de măcinare accesați baza noastră de date


CONCASOR CU FALCI BB 250

## PRINCIPIU DE FUNCȚIONARE

Concasorul cu fălci BB 250 este un concasor robust și puternic, cu alimentare forțată. Materialul alimentat trece prin buncărul de alimentare fără recul și intră în camera de zdrobire.

Reducerea dimensiunilor are loc în zona trapezoidală între falca fixă de cea acționată printr-un excentric. Mișcarea eliptică zdrobește proba care apoi cade sub forța gravitației.

Îndată ce proba este mai mică decât dimensiunea spațiului de evacuare, cade într-un vas colector detașabil. Dimensiunea spațiului de evacuare poate fi ajustată continuu, ceea ce conduce la o reducere optimă a probei.



[Click pentru video](#)

CONCASOR CU FALCI BB 250

## PRINCIPIU DE FUNCȚIONARE

<b>Aplicabilitate</b>	concasare grosieră
<b>Domenii in care se utilizeaza</b>	chimie/plastic, geologie/metalurgie, inginerie/electronică, materiale construcții, mediu/reciclare, sticlă/ceramică
<b>Material probă</b>	duritate medie/mare, casant
<b>Principiul de reducere a dimensiunii</b>	prin aplicarea unei presiuni asupra probei
<b>Dimens. max. probă*</b>	< 120 x 90 mm
<b>Finețe finală*</b>	< 2 mm
<b>Puterea produsă*</b>	300 kg/h
<b>Material de construcție a elementelor de macinare</b>	oțel mangan, oțel inoxidabil, carbura de wolfram, steel for heavy-metal free grinding, stainless steel 316L, NiHard4
<b>Dimensiuni fălci</b>	120 x 90 mm
<b>Setarea distantei dintre fălci</b>	0-30 mm
<b>Afișajul distantei dintre fălci</b>	scală
<b>Compensare uzura cu punct 0</b>	3,4 mm
<b>Wearing rate display</b>	4,6 mm
<b>Buncăr de alimentare</b>	6,9 mm
<b>Etans la praf</b>	da
<b>Lubrifiere</b>	nu
<b>Varianta constructiva pentru procese in linie</b>	opțional
<b>Capacitate colector</b>	10 l
<b>Cadru de bază</b>	vario frame (adjustable for continuous crushing)
<b>Antrenare</b>	motor electric
<b>Putere motor</b>	3.0 kW
<b>Alimentare electrica</b>	230 V, 50 Hz
<b>Conectare sursă de alimentare</b>	trifazic
<b>Grad de protecție</b>	IP 55
<b>W x H x D (închis)</b>	695 x 1399 x 719 mm
<b>Masa netă:</b>	~ 350 kg
<b>Standard</b>	CE

\* în funcție de materialul probei și configurația/setările instrumentului

[www.retsch.ro/bb250](http://www.retsch.ro/bb250)

## INFORMAȚII DESPRE COMANDĂ

### JAW CRUSHER BB 250

**Jaw Crusher BB 250 complete with breaking jaws, wearing plates, door, feed hopper, 10 l collecting receptacle and base frame**

				fălci / plăcuțe de uzură
21.001.0001		BB 250	3~ 400 V, 50 Hz	manganese steel / hardened steel
21.001.0020		BB 250	3~ 400 V, 50 Hz	NiHard 4 / hardened steel
21.001.0002		BB 250	3~ 400 V, 50 Hz	tungsten carbide / hardened steel
21.001.0003		BB 250	3~ 400 V, 50 Hz	carbură de wolfram / carbură de wolfram
21.001.0004		BB 250	3~ 400 V, 50 Hz	heavy metal free steel / heavy metal free steel
21.001.0018		BB 250	3~ 400 V, 50 Hz	stainless steel / hardened steel

**la cerere, sunt disponibile alte versiuni electrice, la același preț**

### CYCLONE FOR BB 250

CYCLONE SET WITH HOLDER, CONNECTING ELEMENT, LID WITH CONNECTOR FOR VACCUUM CLEANER AND SAMPLE OUTLET  
(PLEASE ORDER CASSETTE WITH OUTLET SEPERATELY)

22.935.0039	Cyclone set with collecting receptacle 30 l
03.183.0141	Cassette with outlet for use with cyclone
02.605.0420	Adjustable steel connection tubing (316L) for cyclone set
05.707.0208	FDA certified hose, 1.5 m
22.748.0017	Industrial vacuum cleaner Attix, 230 V, 50/60 Hz

### ACCESSORIES JAW CRUSHER BB 250

BREAKING JAWS BB 250

23.048.0026	Fălci, oțel mangan, 1 pereche
23.048.0044	Fălci, NiHard 4, 1 pereche
23.048.0024	Fălci, tungsten carbide, 1 pereche
23.048.0025	Fălci, heavy metal free steel, 1 pereche
23.048.0042	Fălci, oțel inoxidabil, 1 pereche

**other materials available on request**

**WEARING PLATES BB 250**

23.711.0021	Plăcuțe de uzură, hardened steel, 1 pereche
23.711.0020	Plăcuțe de uzură, tungsten carbide, 1 pereche
23.711.0019	Plăcuțe de uzură, heavy metal free steel, 1 pereche

**other materials available on request**

**FURTHER ACCESSORIES BB 250**

23.003.0016	Collecting receptacle, standard steel, powder coated, 5 litres
23.003.0017	Collecting receptacle, standard steel, powder coated, 10 litres
23.003.0018	Collecting receptacle, oțel inoxidabil, 26 litres complete with connection flange and carrier with wheels
05.045.0528	Collecting receptacle for cyclone set 22.935.0039
23.003.0026	Collecting funnel with outlet for continuous use, powder coated
23.785.0017	Hopper for drill cores
23.003.0019	Infeed hopper, oțel inoxidabil, 10 litres incl. connection rod and manual pusher
02.785.0271	Infeed hopper for batch loading
03.025.0137	Adapter for vacuum cleaner
99.200.0044	IQ/OQ Documentation for BB 250