



KJEFTEKNUSER BB 250

Model with most ergonomic handling

The Jaw Crusher BB 250 is specifically designed for accepting large feed sizes up to 120 x 90 mm. The gap width can be set stepless from 0-30 mm. Depending on the sample material, particle sizes down to 2 mm can be obtained, resulting in a crushing ratio of 45. A throughput of up to 300 kg/h is possible with the BB 250.

The RETSCH jaw crusher series is available in 8 different sizes. Throughput and final fineness depend on the crusher type, selected gap width and breaking properties of the sample material.

Robust design, simple handling and cleaning are the features of the RETSCH jaw crusher models. Small amounts of sample are processed batchwise; for larger amounts the crushers can be operated continuously.




[Click to view video](#)

Product Video

ROBUST & VERSATILE

- | Front door facilitates cleaning of crushing chamber
- | Infinite/continuous gap width setting
- | Wide range of materials for contamination free grinding
- | Collecting receptacle with outlet for continuous operation
- | Connector for dust extraction
- | Scale indicates jaw wear
- | Selection of hoppers for specific applications



Model with most ergonomic handling


KJEFTEKNUSER BB 250

SUPERIORITY IN DETAIL

For sample amounts up to 10 l, the Jaw Crusher BB 250 is used batchwise; for larger volumes it can be operated continuously. Thanks to the modular concept of the housing and frame, this jaw crusher is suitable for a wide range of applications.

A front door gives direct access to the crushing chamber at a perfect height for ergonomic and easy cleaning. The feed hopper with splash-back protection can be removed quickly and easily. The Jaw Crusher BB 250 has a connection for dust extraction and is protected against mechanical overload. A scale indicates the wear of the breaking jaws, informing the user when it is time for an exchange.

The crushing chamber is available in 6 different materials to ensure neutral-to-analysis sample preparation. The technical and safety features make this jaw crusher ideally suited for sample preparation in laboratories and for small scale production.



Front door allows for easy cleaning



Connection for dust extraction

ACCESSORIES FOR THE JAW CRUSHER BB 250

BREAKING JAWS

Breaking jaws and wearing plates are available in five different materials to be selected depending on the sample and the analysis to be carried out:

- | manganstål
- | rustfritt stål
- | wolframkarbid
- | stål for tungmetallfri nedmaling
- | rustfritt stål 316L
- | NiHard4 steel



HOPPER TYPES

Three hopper types are available for the BB 250 jaw crusher.

The standard hopper can be optionally equipped with a special infeed hopper. This additional hopper can be placed on a table for loading up to 10 l of sample material. By attaching it to the standard hopper with a connection rod, the sample is fed into the BB 250 with the help of a manual pusher.

A special hopper is available for quick and easy feeding of drill cores or large amounts of bulk material. The cover can be closed to serve as splash back protection.



COLLECTING VESSELS

In addition to the standard receptacle which accepts sample amounts up to 10 l, two options are available.

For continuous operation the collection funnel with outlet is the ideal choice.

The large volume receptacle accepts up to 26 liter of sample and comes with a flexible connection flange and a carrier on wheels. This version is the best choice for dust-free operation.



KJEFTEKNUSER BB 250 & SKIVEMØLLE DM 200

TWO-STAGE SAMPLE PREPARATION IN ONE STEP

The combi unit, featuring the Jaw Crusher BB 250 and the Disc Mill DM 200 connected via a cyclone separator, enables automated, continuous sample preparation. Material is directly transported from the jaw crusher to the disk mill, allowing large feed sizes to be processed in one step to a defined final fineness of small particles. This two-step grinding process is necessary for hard or brittle materials that require initial coarse reduction followed by fine grinding. The combi unit streamlines workflows, eliminates manual sample transfer, and significantly reduces processing time. It minimizes dust emissions and ensures efficient, reproducible results, making it an ideal solution for applications in agriculture, cement production, mining, precious metal analysis, materials research, and environmental analysis.



APPLICATION EXAMPLE OF THE COMBI UNIT

- | Gap setting jaw crusher: 2 mm
- | Gap setting disc mill: 0.2 mm
- | Feed size: 60 mm
- | Final fineness: 200 µm
- | Sample amount: 1 kg
- | Process time: 10 min

CYCLONE SYSTEM FOR JAW CRUSHERS

BYE-BYE DUST AND SAMPLE LOSS

Whether you're preparing samples in mining, precious metals, materials research, or environmental analysis, the RETSCH Cyclone System ensures efficiency, precision and safety like never before!

Why should you choose the RETSCH Cyclone System?

| Total Sample Recovery

Eliminate sample loss during crushing with our cyclone, ensuring accurate and reproducible results for every analysis!

| Enhanced Operator Safety

Our cyclone significantly reduces dust exposure, creating a safer and cleaner working environment for your team!

Plus: Existing instruments (BB 50, BB 250 or BB 400) can be retrofitted with the Cyclone System.



KJEFTEKNUSER BB 250

TYPICAL SAMPLE MATERIALS

RETSCH's powerful jaw crushers are ideally suited for preliminary crushing of construction materials, ores, granite, oxide ceramics, quartz, slag, silicon, coal, tungsten alloys, cement clinker, etc.



sementklinker



keramikk



katalysatorer



drill core

To find the best solution for your sample preparation task, visit our application database.


KJEFTEKNUSER BB 250

VIRKEMÅTE

The Jaw Crusher BB 250 is a robust and powerful forced-feed crusher. The feed material passes through the no-rebound hopper and enters the crushing chamber.

Size reduction takes place in the wedge shaped area between the fixed crushing arm and one moved by an eccentric drive shaft. The elliptical motion crushes the sample which is moved towards the crushing gap under gravity.

As soon as the sample is smaller than the discharge gap width, it falls into a removable collector within the jaw crusher. The continuous gap width setting with scale ensures optimum size reduction in accordance with the set gap width.



[Click to view video](#)

KJEFTEKNUSER BB 250

VIRKEMÅTE

funksjon	grov- og forknusing
bruksområde	byggematerialer, geologi / metallurgi, glass / keramikk, kjemi / plast, maskinbygging / elektroteknikk, miljø / gjenvinning
matemateriale	middels hardt, hardt, sprøtt, seigt
nedmalingsprinsipp	trykk
matestørrelse*	< 120 x 90 mm
sluttfinhet*	< 2 mm
Throughput	300 kg/h
material i maleverktøyet	manganstål, rustfritt stål, wolframkarbid, stål for tungmetallfri nedmaling, stainless steel 316L, NiHard4
kjeftvidde	120 x 90 mm
spalteåpning	0 - 30 mm
visning av spalteåpning	skala
nullpunktsjustering	3,4 mm
Wearing rate display	4,6 mm
Removable hopper	6,9 mm
støvsuging:	ja
sentralismøring	-
monteringsversjon	valgfritt
opsamlingsbeholder	10 l
Base frame	vario frame (adjustable for continuous crushing)
drift	trefasemotor
drivkraft	3.0 kW
Elektriske tilkoblingsdata	ulike spenninger
Nettilkobling	3-fase
kapslingstype	IP 55
b x h x d lukket	695 x 1399 x 719 mm
nettovekt	~ 350 kg
Normer / standarder	CE

*avhengig av matemateriale og apparatkonfigurering /apparatinnstillinger

/bb250

BESTILLINGSINFO

JAW CRUSHER BB 250

Jaw Crusher BB 250 complete with breaking jaws, wearing plates, door, feed hopper, 10 l collecting receptacle and base frame

				breaking jaws / wearing plates
21.001.0001		BB 250	3~ 400 V, 50 Hz	manganese steel / hardened steel
21.001.0020		BB 250	3~ 400 V, 50 Hz	NiHard 4 / hardened steel
21.001.0002		BB 250	3~ 400 V, 50 Hz	tungsten carbide / hardened steel
21.001.0003		BB 250	3~ 400 V, 50 Hz	tungsten carbide / tungsten carbide
21.001.0004		BB 250	3~ 400 V, 50 Hz	heavy metal free steel / heavy metal free steel
21.001.0018		BB 250	3~ 400 V, 50 Hz	stainless steel / hardened steel

other electrical versions available for the same price

CYCLONE FOR BB 250

CYCLONE SET WITH HOLDER, CONNECTING ELEMENT, LID WITH CONNECTOR FOR VACCUUM CLEANER AND SAMPLE OUTLET
(PLEASE ORDER CASSETTE WITH OUTLET SEPERATELY)

22.935.0039	Cyclone set with collecting receptacle 30 l
03.183.0141	Cassette with outlet for use with cyclone
02.605.0420	Adjustable steel connection tubing (316L) for cyclone set
05.707.0208	FDA certified hose, 1.5 m
22.748.0017	Industrial vacuum cleaner Attix, 230 V, 50/60 Hz

ACCESSORIES JAW CRUSHER BB 250

BREAKING JAWS BB 250

23.048.0026	Breaking jaws, manganese steel, 1 pair
23.048.0044	Breaking jaws, NiHard 4, 1 pair
23.048.0024	Breaking jaws, tungsten carbide, 1 pair
23.048.0025	Breaking jaws, heavy metal free steel, 1 pair
23.048.0042	Breaking jaws, stainless steel, 1 pair

other materials available on request

WEARING PLATES BB 250

23.711.0021	Wearing plates, hardened steel, 1 pair
23.711.0020	Wearing plates, tungsten carbide, 1 pair
23.711.0019	Wearing plates, heavy metal free steel, 1 pair

other materials available on request

FURTHER ACCESSORIES BB 250

23.003.0016	Collecting receptacle, standard steel, powder coated, 5 litres
23.003.0017	Collecting receptacle, standard steel, powder coated, 10 litres
23.003.0018	Collecting receptacle, stainless steel, 26 litres complete with connection flange and carrier with wheels
05.045.0528	Collecting receptacle for cyclone set 22.935.0039
23.003.0026	Collecting funnel with outlet for continuous use, powder coated
23.785.0017	Hopper for drill cores
23.003.0019	Infeed hopper, stainless steel, 10 litres incl. connection rod and manual pusher
02.785.0271	Infeed hopper for batch loading
03.025.0137	Adapter for vacuum cleaner
99.200.0044	IQ/OQ Documentation for BB 250