



ZEEFTOESTEL AS 400 CONTROL

The RETSCH AS 400 control is used for sieving dry goods with test sieves up to 400 mm in diameter. The uniform, horizontal circular sieving motion produces a sharp separation of the sample fractions. Fine and coarse-grained goods from areas such as milling, brewing, chemical industry, quarries, soil testing, woodworking and plastics industry, can be exactly separated with the AS 400 control. This particular sieving motion is preferably used for long or fibrous, needle-shaped or flat materials due to their horizontal orientation. For the testing of plastics (grainy molding materials), the standard DIN 53 477 stipulates exactly this circular sieving motion.

The AS 400 control can be used as test instrument for the quality control according to DIN EN ISO 9001. Due to the controlled drive which is independent of the power frequency the AS 400 control yields reproducible results worldwide. The speed and sieving time are set, displayed and monitored digitally. The instrument is supplied with a test certificate and can be recalibrated. If desired, the rotation direction can be set to alternate in the interval. A memory for 9 sieving programs facilitates routine analyses. The AS 400 control has an integrated interface for controlling all sieving parameters via the EasySieve® software.



ACCURAAAT & EFFICIËNT

- | Circular sieving motion according to DIN 53477
- | For sieves up to (Ø) 400 mm
- | Measuring range 45 µm to 63 mm
- | Easy operation, ergonomic design
- | Free digital selection of process parameters (time, speed, interval)
- | Memory for 9 Standard Operating Procedures (SOPs)
- | Test materials monitoring according to DIN EN ISO 9001

ZEEFTOESTEL AS 400 CONTROL

TOEBEHOREN & OPTIES

De zeefmachines van de control reeksen kunnen uitgerust worden met diverse toebehoren om tegemoet te komen aan de vele toepassingsgebieden.



| Klemsystemen

Met de RETSCH klemsystemen worden de analysezeven veilig, snel en makkelijk op de zeefmachine bevestigd. De "comfort" bevestigingssysteem zijn bijzonder gebruiksvriendelijk en tijdsbesparend.

| Toebehoren voor analysezeven

Opvangbodems, tussenbodems, tussenringen en zeefdeksels.

| Zeefhulpen

Kettingringen, borstels, kubussen, kogels (bvb. voor het verminderen van agglomeraten bij het zeven van deeltjes van < 100 µm en om de mazen vrij te houden).



| IQ/OQ Documenten

We kunnen IQ/OQ documentatie voor de „control“ zeeftoestellen leveren om de IQ/OQ certificering door onze klanten te ondersteunen.



| Monster Verdelers

Zinvolle resultaten kunnen enkel bekomen worden, wanneer het monster overeenkomt met het originele materiaal. Monster verdelers leveren representatieve deelmonsters, waardoor de reproduceerbaarheid van de analyses gewaarborgd wordt.

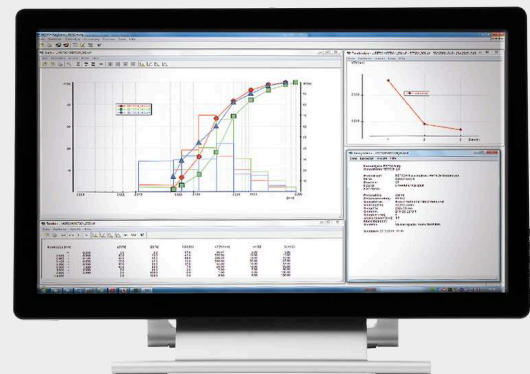
| Ultrasoon baden en drogers

Geschikt voor het grondig reinigen van analysezeven en voor het snel of zacht drogen van resp. analysezeven en monsters.

RETSCH TEST SIEVES AND ACCESSORIES - ENGINEERED FOR SUPERIOR PERFORMANCE

EASYSIEVE / EASYSIEVE CFR EVALUATIE SOFTWARE


EasySieve, the software for particle size analyses, exceeds manual evaluation in many aspects. The software is able to automatically control the necessary measurement and weighing procedures – from the registration of the weight of the sieve up to the evaluation of the data. It is simple and convenient to use and is also available in an FDA 21 CFR Part 11-conform version.



ZEEFTOESTEL AS 400 CONTROL

TYPISCHE MONSTER MATERIALEN


RETSCH's Analytical Sieve Shaker AS 400 control is ideally suited for separation, fractioning, particle size determination of construction materials, ground corn, plastics, sand, splints



koffie



houtsnippers



aaarde



granen

Bezoek onze toepassingsdatabase om de beste oplossing voor uw monstervoorbereiding of analyse te vinden.

PRINCIPE

De grondplaat van de AS 400 control voert een horizontale cirkelbeweging uit met een straal van 15 mm (volgens DIN 53477). De snelheid van 50 tot 300 toeren/min wordt elektronisch gecontroleerd. Ze is continu aanpasbaar om tegemoet te komen aan de eisen van het te zeven product. De werkelijke rotatiesnelheid wordt tijdens het gebruik digitaal weergegeven. De grondplaat wordt aangedreven door een robuuste 125W motor. De kracht wordt overgedragen via een excenter.



ZEEFTOESTEL AS 400 CONTROL

TECHNISCHE GEGEVENS

Toepassingen	scheiden, fractioneren, deeltjesgroottemeting
Toepassingsdomein	biologie, bouwmaterialen, chemistrie / kunststoffen, engineering / electronica, geneesmiddelen / farmaceutica, geologie / metallurgie, glas / keramiek, landbouw, milieu / recycling, voeding
Toevoermateriaal	poeders, stortgoederen
Meetbereik*	45 µm - 63 mm
Beweging van af te zeven product	horizontale cirkelbeweging
Batchgrootte/Toevoerhoeveelheid	5 kg
Max. aantal fracties	7 / 9 / 17
Max. gewicht van zeefstoren	15 kg
Snelheid	digitaal, 50 - 300 min ⁻¹
Tijd weergave	digitaal, 1 - 99 min
Interval werking	1 - 10 min
Memoriseerbare standaardprocedures	9
Geschikt om droge producten te zeven	Ja
Geschikt om natte producten te zeven	nee
Seriële interface	Ja
Test certificaat inbegrepen / kan gecalibreerd worden	Ja
Bruikbare zeefdiameters	100 mm / 200 mm / 203 mm (8") / 305 mm / 315 mm / 400 mm
Max. hoogte van zeefstoren	510 mm
Zeefklemsystemen	standard, "comfort", each for dry sieving
Beschermingsklasse	IP 20
Gegevens electriciteit	100-240 V, 50/60 Hz
Aansluiting electriciteit	mono fase
B x H x D	540 x 260 x 507 mm
Netto gewicht	~ 70 kg
Standaarden	CE


*afhankelijk van toegevoerd materiaal en configuratie/instellingen van toestel

www.retsch.nl/as400control


BESTELGEGEVENS


HORizontALE ZEEFSCHUDMACHINE AS 400 CONTROL

Horizontal Sieve Shaker AS 400 control for test sieves up to 400 mm Ø
(please order clamping device, test sieves and collecting pan separately)

30.022.0001  AS 400 100–240 V, 50/60 Hz incl. test rapport vlgs. EN 10204 2.2 control

CLAMPING DEVICES AS 400 CONTROL

32.662.0010  Klemsysteem "standard", voor analysezeven 400 mm Ø


32.662.0011  Klemsysteem "comfort", voor analysezeven 400 mm Ø

SIEVE STACKS AND ACCESSORIES AS 400 CONTROL

60.166.000999 Zeeftoren bestaand uit 6 analysezeven (ISO 3310-1), 400 mm Ø, 65 mm hoogte (500 µm, 1 mm, 2 mm, 5 mm, 10 mm, 20 mm) en opvangpan

60.167.000999 Zeeftoren bestaand uit 6 analysezeven (ASTM E11), 400 mm Ø, 65 mm hoogte (35 mesh, 18 mesh, 10 mesh, 4 mesh, 3/8", 3/4") en opvangpan


ACCESSORIES AS 400 CONTROL


03.802.0006  Transporthandvatten AS 400

99.200.0026 IQ/OQ Documentation for AS 400 control



ACCESSORIES FOR CLAMPING DEVICES AS 200, AS 300, AS 400

CLAMPING LIDS




32.481.0022  Clamping lid with large window of Perspex for test sieves 200/203 mm Ø

02.660.0012  Clamping lid with large window of Perspex for test sieves 400 mm Ø

KLEMSTUKKEN

- | | | |
|-------------|---|--|
| 32.142.0001 |  | Clamping nuts, (2 pieces) for clamping device "standard" |
| 32.737.0001 |  | Quick-clamping elements, (2 pieces) for clamping device "comfort" AS 200/300/400 |
| 05.114.0080 | | O-ring for quick-clamping element for AS 300 and AS 400, 1 piece |

BEVESTIGINGSSTAVEN

- | | | |
|-------------|--|--|
| 32.248.0002 |  | Threaded rods, (2 pieces) for clamping device "standard" |
| 32.248.0001 |  | Threaded rods, short, (2 pieces) for clamping of max. 5 test sieves for clamping device "standard" |
| 32.742.0010 |  | Rods, smooth, (2 pieces) for clamping device "comfort" AS 300/400 |

ZEEFHULPEN


- | | | |
|-------------|---|---|
| 32.365.0001 |  | Kettingring voor analysezeven 200 mm en 203 mm Ø als hulp bij het horizontaal zeven |
| 32.050.0001 |  | Borstels, 3 stuks |
| 32.902.0001 |  | Cubes of polyurethane, 12 x 12 x 12 mm, 10 stuks |
| 32.902.0002 |  | Cubes of polyurethane, 20 x 20 x 20 mm, 10 stuks |
| 32.354.0001 |  | Rubberen bollen, 20 mm Ø, 5 stuks |
| 32.354.0002 |  | Agaatkogels, 10 mm Ø, 10 stuks |
| 32.354.0004 |  | Steatietkogels, 6 mm Ø, 150 g |


ACCESSORIES FOR TEST SIEVES (PANS, RINGS, LIDS)

FOR TEST SIEVES 400 MM Ø

60.010.000400  Opvangpan, roestvrij staal, 400 mm Ø, hoogte 65 mm

60.220.000400  Tussenbodem, roestvrij staal, 400 mm Ø, hoogte 65 mm

60.935.000400  Tusenring, roestvrij staal, 400 mm Ø, hoogte 65 mm

60.107.000400  Sieve lid, roestvrij staal, 400 mm Ø

TEST SIEVES Ø 400 MM - 65 MM HEIGHT - ISO 3310/1 - STAINLESS STEEL / WIRE GAUZE

	# mm	# mesh no.	Ø	height	standard
60.166.000025	25 µm	-	400 mm	65 mm	ISO 3310/1
60.166.000032	32 µm	-	400 mm	65 mm	ISO 3310/1
60.166.000036	36 µm	-	400 mm	65 mm	ISO 3310/1
60.166.000038	38 µm	-	400 mm	65 mm	ISO 3310/1
60.166.000040	40 µm	-	400 mm	65 mm	ISO 3310/1
60.166.000045	45 µm	-	400 mm	65 mm	ISO 3310/1
60.166.000050	50 µm	-	400 mm	65 mm	ISO 3310/1
60.166.000053	53 µm	-	400 mm	65 mm	ISO 3310/1
60.166.000056	56 µm	-	400 mm	65 mm	ISO 3310/1
60.166.000063	63 µm	-	400 mm	65 mm	ISO 3310/1
60.166.000071	71 µm	-	400 mm	65 mm	ISO 3310/1
60.166.000075	75 µm	-	400 mm	65 mm	ISO 3310/1
60.166.000080	80 µm	-	400 mm	65 mm	ISO 3310/1
60.166.000090	90 µm	-	400 mm	65 mm	ISO 3310/1
60.166.000100	100 µm	-	400 mm	65 mm	ISO 3310/1
60.166.000106	106 µm	-	400 mm	65 mm	ISO 3310/1

60.166.000112	112 µm	-	400 mm	65 mm	ISO 3310/1
60.166.000125	125 µm	-	400 mm	65 mm	ISO 3310/1
60.166.000140	140 µm	-	400 mm	65 mm	ISO 3310/1
60.166.000150	150 µm	-	400 mm	65 mm	ISO 3310/1
60.166.000160	160 µm	-	400 mm	65 mm	ISO 3310/1
60.166.000180	180 µm	-	400 mm	65 mm	ISO 3310/1
60.166.000200	200 µm	-	400 mm	65 mm	ISO 3310/1
60.166.000212	212 µm	-	400 mm	65 mm	ISO 3310/1
60.166.000224	224 µm	-	400 mm	65 mm	ISO 3310/1
60.166.000250	250 µm	-	400 mm	65 mm	ISO 3310/1
60.166.000280	280 µm	-	400 mm	65 mm	ISO 3310/1
60.166.000300	300 µm	-	400 mm	65 mm	ISO 3310/1
60.166.000315	315 µm	-	400 mm	65 mm	ISO 3310/1
60.166.000355	355 µm	-	400 mm	65 mm	ISO 3310/1
60.166.000400	400 µm	-	400 mm	65 mm	ISO 3310/1
60.166.000425	425 µm	-	400 mm	65 mm	ISO 3310/1
60.166.000450	450 µm	-	400 mm	65 mm	ISO 3310/1
60.166.000500	500 µm	-	400 mm	65 mm	ISO 3310/1
60.166.000560	560 µm	-	400 mm	65 mm	ISO 3310/1
60.166.000600	600 µm	-	400 mm	65 mm	ISO 3310/1
60.166.000630	630 µm	-	400 mm	65 mm	ISO 3310/1
60.166.000710	710 µm	-	400 mm	65 mm	ISO 3310/1
60.166.000800	800 µm	-	400 mm	65 mm	ISO 3310/1
60.166.000850	850 µm	-	400 mm	65 mm	ISO 3310/1
60.166.000900	900 µm	-	400 mm	65 mm	ISO 3310/1
60.166.001000	1.00 mm	-	400 mm	65 mm	ISO 3310/1
60.166.001120	1.12 mm	-	400 mm	65 mm	ISO 3310/1
60.166.001180	1.18 mm	-	400 mm	65 mm	ISO 3310/1
60.166.001250	1.25 mm	-	400 mm	65 mm	ISO 3310/1
60.166.001400	1.40 mm	-	400 mm	65 mm	ISO 3310/1
60.166.001600	1.60 mm	-	400 mm	65 mm	ISO 3310/1

60.166.001700	1.70 mm	-	400 mm	65 mm	ISO 3310/1
60.166.001800	1.80 mm	-	400 mm	65 mm	ISO 3310/1
60.166.002000	2.00 mm	-	400 mm	65 mm	ISO 3310/1
60.166.002240	2.24 mm	-	400 mm	65 mm	ISO 3310/1
60.166.002360	2.36 mm	-	400 mm	65 mm	ISO 3310/1
60.166.002500	2.50 mm	-	400 mm	65 mm	ISO 3310/1
60.166.002800	2.80 mm	-	400 mm	65 mm	ISO 3310/1
60.166.003150	3.15 mm	-	400 mm	65 mm	ISO 3310/1
60.166.003350	3.35 mm	-	400 mm	65 mm	ISO 3310/1
60.166.003550	3.55 mm	-	400 mm	65 mm	ISO 3310/1
60.166.004000	4.00 mm	-	400 mm	65 mm	ISO 3310/1
60.166.004500	4.50 mm	-	400 mm	65 mm	ISO 3310/1
60.166.004750	4.75 mm	-	400 mm	65 mm	ISO 3310/1
60.166.005000	5.00 mm	-	400 mm	65 mm	ISO 3310/1
60.166.005600	5.60 mm	-	400 mm	65 mm	ISO 3310/1
60.166.006300	6.30 mm	-	400 mm	65 mm	ISO 3310/1
60.166.006700	6.70 mm	-	400 mm	65 mm	ISO 3310/1
60.166.007100	7.10 mm	-	400 mm	65 mm	ISO 3310/1
60.166.008000	8.00 mm	-	400 mm	65 mm	ISO 3310/1
60.166.009000	9.00 mm	-	400 mm	65 mm	ISO 3310/1
60.166.009500	9.50 mm	-	400 mm	65 mm	ISO 3310/1
60.166.010000	10.00 mm	-	400 mm	65 mm	ISO 3310/1
60.166.011200	11.20 mm	-	400 mm	65 mm	ISO 3310/1
60.166.012500	12.50 mm	-	400 mm	65 mm	ISO 3310/1
60.166.013200	13.20 mm	-	400 mm	65 mm	ISO 3310/1
60.166.014000	14.00 mm	-	400 mm	65 mm	ISO 3310/1
60.166.016000	16.00 mm	-	400 mm	65 mm	ISO 3310/1
60.166.018000	18.00 mm	-	400 mm	65 mm	ISO 3310/1
60.166.019000	19.00 mm	-	400 mm	65 mm	ISO 3310/1
60.166.020000	20.00 mm	-	400 mm	65 mm	ISO 3310/1
60.166.022400	22.40 mm	-	400 mm	65 mm	ISO 3310/1

60.166.025000	25.00 mm	-	400 mm	65 mm	ISO 3310/1
60.166.026500	26.50 mm	-	400 mm	65 mm	ISO 3310/1
60.166.028000	28.00 mm	-	400 mm	65 mm	ISO 3310/1
60.166.031500	31.50 mm	-	400 mm	65 mm	ISO 3310/1
60.166.035500	35.50 mm	-	400 mm	65 mm	ISO 3310/1
60.166.037500	37.50 mm	-	400 mm	65 mm	ISO 3310/1
60.166.040000	40.00 mm	-	400 mm	65 mm	ISO 3310/1
60.166.045000	45.00 mm	-	400 mm	65 mm	ISO 3310/1
60.166.050000	50.00 mm	-	400 mm	65 mm	ISO 3310/1
60.166.053000	53.00 mm	-	400 mm	65 mm	ISO 3310/1
60.166.056000	56.00 mm	-	400 mm	65 mm	ISO 3310/1
60.166.063000	63.00 mm	-	400 mm	65 mm	ISO 3310/1
60.166.071000	71.00 mm	-	400 mm	65 mm	ISO 3310/1
60.166.075000	75.00 mm	-	400 mm	65 mm	ISO 3310/1
60.166.080000	80.00 mm	-	400 mm	65 mm	ISO 3310/1
60.166.090000	90.00 mm	-	400 mm	65 mm	ISO 3310/1
60.166.100000	100.00 mm	-	400 mm	65 mm	ISO 3310/1
60.166.106000	106.00 mm	-	400 mm	65 mm	ISO 3310/1
60.166.112000	112.00 mm	-	400 mm	65 mm	ISO 3310/1
60.166.125000	125.00 mm	-	400 mm	65 mm	ISO 3310/1