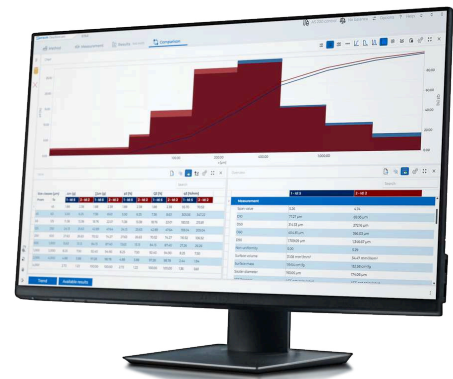
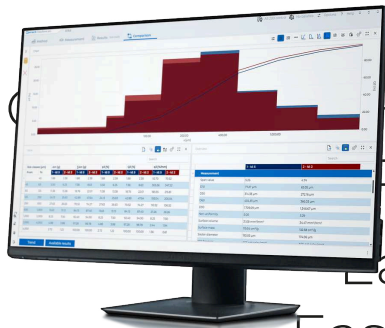


# СПОМАГАТЕЛЕН СОФТУЕР ЗА ОЦЕНКА НА ПРЕСЯВАНЕТО

EasySieve pro /  
EasySieve pharma



# СПОМАГАТЕЛЕН СОФТУЕР ЗА ОЦЕНКА НА ПРЕСЯВАНЕТО



EasySieve pro /  
EasySieve pharma

## YOUR DIGITAL SIEVING COLLEAGUE

Your work deserves efficiency and reliability – EasySieve pro and its variant EasySieve pharma replace our classic EasySieve software – and the functionality has been significantly expanded for you. Control your sieve analyses in a timesaving and error-free manner!

Every day in the laboratory, you are under time pressure. Incorrect sieving wastes valuable working time and delays subsequent processes. EasySieve pro | pharma was developed precisely for your needs: The software facilitates the preparation, execution, and digital evaluation of your particle size analyses and minimizes sources of error – so you can concentrate on the really important tasks.



**EasySieve pro / pharma replaces all previous EasySieve versions.**

EASYSIEVE PRO / EASYSIEVE PHARMA

## YOUR ADVANTAGES IN APPLICATION

### **Automatic recording and evaluation of weighing data**

No manual transfer of notes entered by hand – the software documents all steps automatically and transparently.

### **Intuitive operation and modern design**

The logical, intuitive user interface can be customized to your workflows. This allows you to maintain an overview even when under time pressure.

### **Standard-compliant reports at the touch of a button – report editor included!**

Meet all quality requirements and save time on documentation. The reports can be designed to your own ideas and/or your company's policy.

### **Complex transformations presented simply**

Graphical and tabular evaluations help you quickly assess your results.

### **Complete control and data acquisition**

Control your sieving machine effortlessly thanks to the guided sieving concept with automatic transfer of weighing data – for reliable, digital processes.

### **Automatic scale recognition**

Common analytical balances are automatically detected and configured – saving you manual settings.

### **Comprehensive data export**

Your results can be reused flexibly – for reports, archiving, or as a basis for further evaluations (Excel, LIMS, etc.).

### **EasySieve pharma: advanced functions not only for the pharmaceutical industry**

The pharma version offers additional options compared to EasySieve pro. Benefit from optional hierarchical user management, integrated audit trail, and encrypted data storage for maximum data integrity.

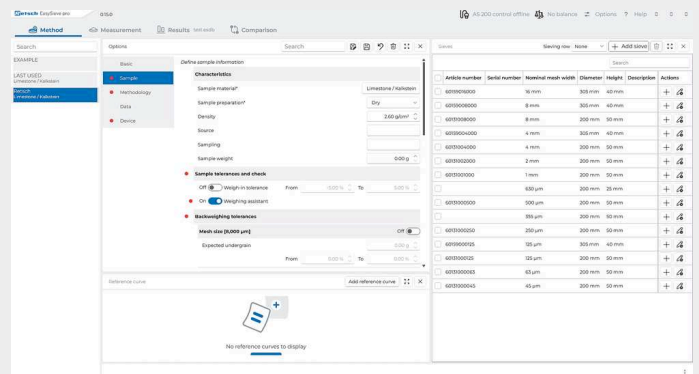
EASYSIEVE PRO / EASYSIEVE PHARMA

# GUIDED SIEVING – STEP BY STEP TO THE DESIRED RESULT

The guided sieving principle of EasySieve pro and EasySieve pharma is your personal digital laboratory assistant. Whether routine or demanding distribution analyses – the software guides you through every step of the process:

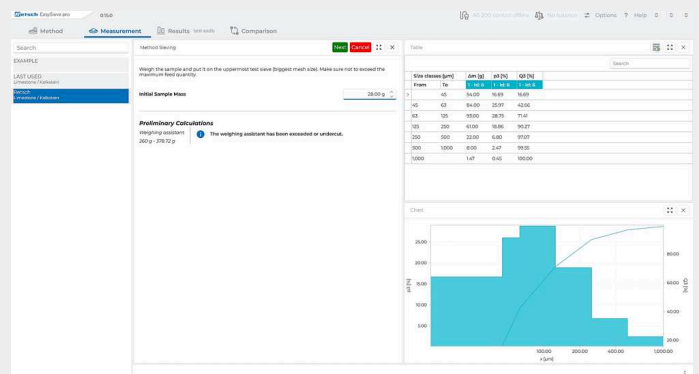
## Parameter setup and sieve management

- | Configuration of all analysis settings
- | Sieve management with all available sieves
- | Setup of reference curves



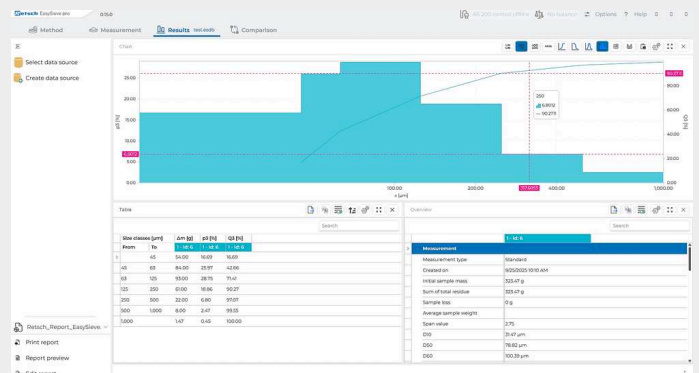
## Workspace sieving

- | Selection of the method
- | Sample identification
- | Weighing the sieves and the sample
- | Carrying out the sieving
- | Reweighing the sieves
- | Evaluation



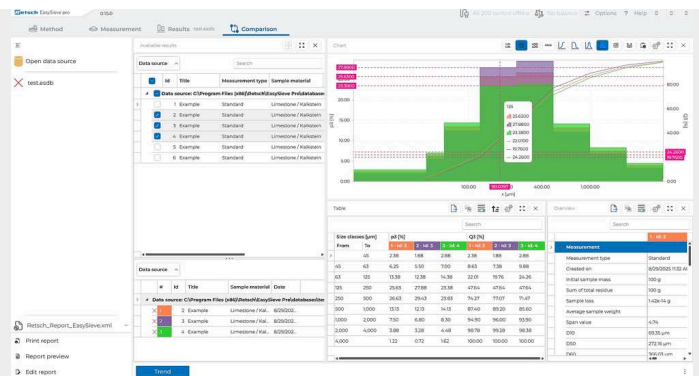
## Workspace results

- | Display of all results of the last sieving - diagram, table, overview
- | Print results
- | Data export



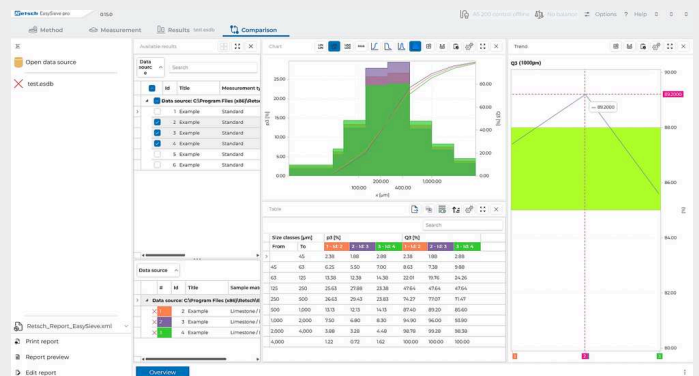
## Workspace comparison

- | Comparison of all measurement data
- | Up to 32 results can be displayed simultaneously
- | Print and export results



## Workspace comparison with trend

- | Trend analysis based on various characteristics
- | Fraction based
- |  $Q_3(x)$  based



EASYSIEVE PRO / EASYSIEVE PHARMA

## ENHANCE YOUR NEW PURCHASE OR UPGRADE YOUR EXISTING DEVICES – WITH EASYSIEVE PRO | PHARMA

You can control the following RETSCH sieving machines with EasySieve pro | pharma:

- ✓ AS 200 / 300 / 400 / 450 control
- ✓ AS 200 jet
- ✓ AS 200 tap



Greater clarity for your laboratory management: Create profiles for different sieving machines or balances in the EasySieve pro | pharma interface and access them as needed. In addition, you can of course also evaluate the sieving data of other sieving machines with EasySieve pro | pharma.

### WEIGHING ASSISTANT - FAST AND RELIABLE

Be sure to use RETSCH sieves to benefit from our newly developed Weighing Assistant, which directly recommends the optimal sieve load. This helps you avoid incorrect results due to overloading or underloading and saves you unnecessary repetitions. A familiar problem: Different sample materials make correct loading a challenge. EasySieve pro | pharma takes this worry away from you – after entering the sample bulk density, the system shows you the optimal weighing range. Your sieving becomes reproducible and reliable.

Of course, test sieves from other manufacturers can be used as usual.

### INDIVIDUAL TOLERANCES WITH WEIGH-IN-TOLERANCE


Want maximum control over your weighing? With the Weigh-In-Tolerance function, you can determine for yourself how accurately your sample weighing should be performed. You specify the desired sample quantity and define the permissible deviations up and down individually – simply as a percentage. This allows you to adjust the tolerances exactly to your specific workflows and ensures that each sample is analyzed reproducibly. Unlike the Weighing Assistant, the Weigh-In-Tolerance is based entirely on your individual process requirements and enables a particularly precise loading range.

## **BACKWEIGHING-TOLERANCE FOR EVEN GREATER RELIABILITY**

Define reweighing tolerances and receive automatic notifications if your sample does not meet the specified quality limits.

## **PROACTIVELY AVOID INCORRECT SIEVING – WITH TREND ANALYSIS**

Trend analysis allows you to always keep an eye on your sieve analyses. By comparing several sievings using freely selectable parameters, you can identify deviations at an early stage and ensure your quality standards are maintained – easily and reliably.



### **PROCESS MONITORING**

Stay flexible and react quickly: continuous comparisons of your sieving results make changes in the process immediately visible. This allows you to detect process deviations early on and make adjustments directly to ensure error-free production. Good for you: Trend analysis helps you avoid repetition, saves valuable time, and increases the reliability of your analyses.

### **TEST EQUIPMENT MONITORING**

Clogging of the sieve mesh (blinding) and decreasing sieve tension due to aging or intensive use render test sieves unusable. Rely on objective data instead of estimates: Trend analysis shows you immediately when your sieves no longer function in accordance with standards and should be replaced. Regardless of this, we continue to offer you a qualified, standard-compliant inspection of your sieves with the RETSCH calibration service!

EASYSIEVE PRO /  
EASYSIEVE PHARMA

**ESSENTIAL FEATURES - NOT ONLY FOR PHARMACEUTICAL  
PROFESSIONALS**



## GMP READY

Exclusively for EasySieve pharma

Meet all regulatory requirements with ease – including audit trail and traceable user assignment. Your data is stored in encrypted form and cannot be changed. This allows you to maintain an overview at all times and fully trace all processes and user actions. Your sieve analysis is therefore transparent and secure – for consistent traceability of every analysis.

The system meets the software validation requirements according to

- ✓ ISPE GAMP 5
- ✓ FDA 21 CFR Part 11
- ✓ EC GMP Annex 11

for compliance with the highest standards in quality assurance.

## COMPLETE EVALUATION

You can choose from a broad variety of evaluation data. Such as:

- ✓ Various percentiles
- ✓ Quantiles
- ✓ Grain size distribution
- ✓ Span value
- ✓ RRSB
- ✓ AFS fineness number
- ✓ Specific surface area
- and much more!

## ADVANCED DATA TRANSFER

Connect your LIMS and transfer data directly to the system – for even greater efficiency and transparency.

EASYSIEVE PRO / EASYSIEVE PHARMA

## TECHNICAL DATA

### EASY SIEVE PRO

<b>System requirements</b>	Windows 11 or higher
<b>Computer</b>	IBM compatible PC
<b>CPU</b>	1.6 GHz or more, Multicore (recommended Intel i7 or comparable)
<b>RAM</b>	4 GB minimum (8 GB recommended)
<b>Connections</b>	min. 2 x USB 2.0 (sieving machine, balance)
<b>HDD</b>	256 GB
<b>Display resolution</b>	1920 x 1080
<b>Graphical User Interface, guided sieving</b>	да
<b>Languages</b>	German and English
<b>Parameter units changeable</b>	size in mm/ $\mu$ m/mesh/inch mass in g/kg time in s/min
<b>SOPs</b>	Yes, integrated in methods
<b>Individual sample labelling</b>	Yes, for each sample, reference to method during data choice and in overview
<b>Parameter setting per test sieve</b>	да
<b>LIMS ready</b>	да
<b>Teamviewer online support</b>	да

### ADDITIONAL FEATURES EASYSIEVE PHARMA

<b>Software validation</b>	ISPE GAMP 5, EC GMP Annex 11 conform, AuditTrail acc. to FDA 21 CFR part 11
<b>User management</b>	Yes, free configurable levels, individual rights option for each user
<b>Role and password management</b>	да
<b>Audit-trail with E-signature</b>	да
<b>Enforce audit trail comments</b>	да
<b>Generation/ Export of user lists and daily reports</b>	да
<b>Restore</b>	да



[www.retsch.bg/easysieve](http://www.retsch.bg/easysieve)

## ДАНИИ ПОРЪЧКА

### EASYSIEVE<sup>®</sup> EVALUATION SOFTWARE

ALLOWS TO CONTROL ALL RETSCH SIEVE SHAKERS EXCEPT AS 200 JET PRO & AS 200 JET PHARMA  
(SUITABLE FOR AS 200 CONTROL B AND AS 300 CONTROL B FROM FROM YEAR OF MANUFACTURE 2016)

32.645.0034



EasySieve<sup>®</sup> pro for Windows<sup>®</sup> 11 (64 bit), English/German

32.645.0035



EasySieve<sup>®</sup> pharma, incl. AuditTrail & User Management, for Windows<sup>®</sup> 11 (64 bit), English/German