




СИТОВА МАШИНА AS 200 CONTROL

Worldwide comparability of results

The microprocessor-controlled measuring and control unit of this model ensures a constant vibration height, allowing for 100% reproducibility of results even among different AS 200 control shakers. One particular characteristic makes this RETSCH product stand out from others: Instead of the vibration height, it is possible to set the sieve acceleration which is independent of the power frequency. Together with the possibility of calibration, this ensures comparable and reproducible sieving results worldwide. Thus, all requirements for the test materials monitoring according to DIN EN ISO 9001 are met.

All sieving parameters – vibration height, time, and interval – are set, displayed and monitored digitally which makes operation of the AS 200 control very convenient and quick. Up to 99 standard operating procedures (SOPs) may be stored for routine analyses.

Through the integrated interface the instrument can be connected to a PC and controlled with the evaluation software EasySieve®. This program enables the user to carry out the whole sieving process and its subsequent documentation with convenience, accuracy and conforming to standards.



[Click to view video](#)

Product Video

ACCURACY & EFFICIENCY

- | Sieving with 3-D effect
- | For sieves up to (Ø) 203 mm
- | Suitable for dry and wet sieving
- | Measuring range 20 µm to 25 mm
- | Memory for 99 Standard Operating Procedures (SOPs)
- | Digital setting and control of sieving parameters
- | Sieve acceleration independent of power frequency
- | Patented electromagnetic drive (EP 0642844)
- | Test materials monitoring according to DIN EN ISO 9001

СИТОВА МАШИНА AS 200 CONTROL

SAFE AND SIMPLE OPERATION

Operation of the AS 200 control is convenient and easy. All sieving parameters – vibration height, time, interval – are set, displayed and monitored digitally. Up to 99 parameter combinations (SOPs) can be stored for routine analyses. Through the integrated interface the instrument can be connected to a PC and controlled with the evaluation software EasySieve[®]. This program enables the user to control the whole sieving process and the subsequent documentation with convenience and accuracy.



СИТОВА МАШИНА AS 200 CONTROL

WET SIEVING WITH VIBRATORY SIEVE SHAKERS

There are many applications for which wet sieving is the best solution, e.g. when the material to be tested is a suspension or when a very fine sample (< 45 µm) that tends to agglomerate needs to be sieved. All vibratory sieve shakers from RETSCH can be used for wet sieving. There are special accessories like clamping lids with spray nozzle and collecting pans with outlet available. By placing RETSCH's venting rings between the sieves, air cushions can expand without letting liquid or sample material escape.



СИТОВА МАШИНА AS 200 CONTROL

АКСЕСОАРИ И ОПЦИИ

Ситовите шейкърци от контролната серия могат да бъдат оборудвани с разнообразни аксесоари, за да осигурят множество изисквания за приложение.



Затягащи устройства

Със затягащите устройства RETSCH ситата се захващат безопасно, бързо и удобно на сито. Затягащите устройства „комфорт“ са особено лесни за ползване и спестяват време.

Аксесоари за сита

Съдове за събиране, междинни тигани, междинни пръстени и капаци на ситото

Аксесоари за мокро сеене

Затягащ капак с дюза, събирателни съдове с

IQ/OQ Documents

We provide IQ/OQ documentation for the „control“ sieve shakers to support IQ/OQ certification by our customers.

Делители на проби

Значими резултати могат да бъдат получени само ако пробата представлява оригиналния материал. Разделителите на проби произвеждат представителни частични проби, като по този начин осигуряват възпроизводимостта на анализа.

Ultrasonic baths and dryers

Suitable for thorough cleaning of test sieves and for quick, gentle drying of samples and sieves.

изход, обезвъздушаващи
пръстени.

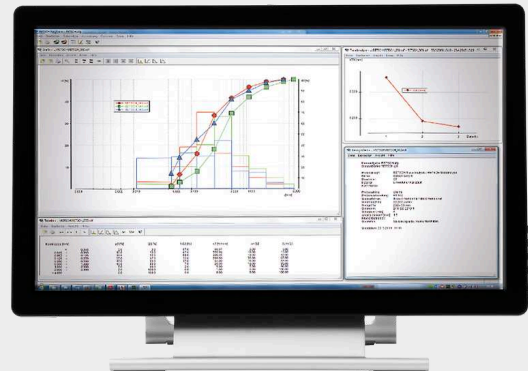
Пресяващи помощни средства

Верижни пръстени, четки,
кубчета, топки (например за
намаляване на агломерациите
при пресяване на частици <100
µm и поддържане на мрежата
свободна).

RETSCH TEST SIEVES AND ACCESSORIES - ENGINEERED FOR SUPERIOR PERFORMANCE

EASYSIEVE / EASYSIEVE CFR СОФТУЕР ЗА ОЦЕНКА

EasySieve, the software for particle size analyses, exceeds manual evaluation in many aspects. The software is able to automatically control the necessary measurement and weighing procedures – from the registration of the weight of the sieve up to the evaluation of the data. It is simple and convenient to use and is also available in an FDA 21 CFR Part 11-conform version.



СИТОВА МАШИНА AS 200 CONTROL

ТИПИЧНИ МАТЕРИАЛИ ЗА ПРОБА

Вибрационните сита за разбиване често се използват за анализ на

размера на зърната на циментовия клинкер, химикали, кафе, строителни материали, торове, пълнители, брашна, зърна, метални прахове, минерали, ядки, пластмаси, пясък, семена, почви, прах за пране, etc).



кафе



почва



зърнени храни



[Click to view video](#)

Soy beans

To find the best solution for your sample preparation task, visit our application database.


СИТОВА МАШИНА AS 200 CONTROL

ПРИЛОЖЕНИЕ

EFFICIENT SEPARATION OF STONES FROM UP TO 9 SOIL SAMPLES WITH THE AS 200 CONTROL

In soil analysis, sieving with the AS 200 control prevents distortion of analytical results, reliably separates rocks from soil samples, and simultaneously minimizes equipment damage. Users achieve time-saving and precise analytical results, while maximizing the service life of their devices.

Unbeatable Together: The AS 200 control in combination with the BB 50 jaw crusher is the proven solution for processing large agglomerates from soil samples and can handle up to nine samples in one batch.



After

A 120 g soil sample with agglomerates up to 15 mm in diameter was processed using a 200 x 25 mm sieve with 2 mm round holes.

APPLICATION AT COLOGNE CATHEDRAL – OPTIMAL PROTECTION FOR HISTORICAL STONE SURFACES

The Cologne Cathedral workshop has relied on the AS 200 control for many years to precisely determine particle size distribution in mortar. Various particle fractions can be accurately separated and combined. The goal is to develop mortar with optimal structure and color that almost perfectly replicates the original stone. The use of the AS 200 control eliminates manual sorting, making mortar production more reproducible and efficient.



The result: mortar with the physical properties to fill cracks and simultaneously prevent water penetration.



BEFORE - AFTER

HIGHEST FOOD QUALITY WITH THE AS 200 CONTROL

At Lebensgarten GmbH, the quality of organic cereal flakes is ensured through precise incoming goods inspections. Sieving analysis separates the flakes into different particle size fractions. Special importance is given to the dust fraction of the product with a particle size < 500 µm. This can impair the sealing of packaging on the one hand and negatively affect the consistency of crunchy products on the other.


The patented electromagnetic drive and the three-dimensional throwing motion of the AS 200 control ensure even distribution and optimal separation. Thanks to flexibly adjustable parameters such as amplitude and hole size, various types of flakes can be precisely sieved – ideal for checking raw material quality regarding dust and fine fractions and ensuring high quality in end products.



СИТОВА МАШИНА AS 200 CONTROL

ПРИНЦИП НА РАБОТА

All sieve shakers of the series AS 200 work with an electromagnetic drive that is patented by RETSCH (EP 0642844). This drive produces a 3D throwing motion that moves the product to be sieved equally over the whole sieving surface. The advantage: high stress capacity, extremely smooth operation and short sieving times with high separation efficiency.



[Click to view video](#)

AS 200 CONTROL

TECHNICAL DATA

Приложения	разделяне, фракциониране, определянето на размера на частиците
Област на приложение	биология, геология / металургия, инженеринг / електроника, медицина / фармация, околната среда / рециклиране, селското стопанство, строителни материали, стъкло / керамика, химия / пластмаси, храна
Материали	прахове, насипни материали, суспензии
Обхват на измерване*	20 микрона - 25 мм
Пресяващо движение	подхвърляне под ъгъл
Макс. капацитет	3 кг
Макс. брой на фракциите	11 / 22
Макс. тегло на стека сита	6 кг
Изобразяване на амплитуда	digital, 0.20 – 3.00 mm
Controlled amplitude	да
Ускорение	1.0 - 15.1 G
Дисплей за времето на пресяване	дигитално, 1 - 99 мин.
прекъсната работа	1 - 99 сек
Запаметяване на настройки	99
Подходящ за сухо пресяване	да
Подходящ за мокро пресяване	да
USB interface	да
Включват сертификат / може да бъдат калибрирани	да
Диаметри на ситата	100 mm / 200 mm / 203 mm (8")
Макс. височина на стека сита	620 mm
Захващащи устройства	standard, "comfort", each for wet and dry sieving
Защита	IP 21
Данни за електрозахранването	100-240 V, 50/60 Hz
Захранване	еднофазово
Ш x В x Д	417 x 212 x 384 mm
Нетно тегло	~ 35 кг

Стандарти

CE

* в зависимост от захранващият материал и настройките на инструмента*

www.retsch.bg/as200control

ДАННИ ПОРЪЧКА

VIBRATORY SIEVE SHAKERS AS 200

Vibratory Sieve Shakers AS 200 for test sieves up to 203 mm / 8" Ø
(please order clamping device, test sieves and collecting pan separately)

30.032.0001



AS 200 control, 100–240 V, 50/60 Hz, incl. test report acc. to EN 10204 2.2

other electrical versions available for the same price

CLAMPING DEVICES AS 200

max. number of fractions, for test sieves Ø

32.662.0002



Clamping device "standard", 9 / 17, 200 / 203 mm Ø

32.662.0001



Clamping device "comfort", 9 / 17, 200 / 203 mm Ø

32.662.0005



Universal clamping device "standard", 9 / 17, 100 – 203 mm Ø

32.662.0004



Universal clamping device "comfort", 9 / 17, 100 – 203 mm Ø

32.662.0034

Universal clamping device "comfort", long,, 11 / 22, 100 – 203 mm Ø
(only for AS 200 control)

32.662.0007



Universal wet sieving clamping device "standard", 9 / 17, 100 – 203 mm Ø

32.662.0006



Universal wet sieving clamping device "comfort", 9 / 17, 100 – 203 mm Ø

SIEVE STACKS AND ACCESSORIES AS 200

60.131.000999



Sieve stack consisting of 8 test sieves (ISO 3310-1), 200 mm Ø, 50 mm height
(45 µm, 63 µm, 125 µm, 250 µm, 500 µm, 1 mm, 2 mm, 4 mm) and collecting pan

60.150.000999



Sieve stack consisting of 8 test sieves (ASTM E11), 203 mm (8") Ø, 50 mm (2")
height (325 mesh, 230 mesh, 120 mesh, 60 mesh, 35 mesh, 18 mesh, 10 mesh, 5
mesh) and collecting pan

ACCESSORIES AS 200

03.243.0044  Rubber disc for sieve plate


99.200.0027 IQ/OQ Documentation for AS 200 control

[LL:iid.retsch.link_test_sieve_range]

ACCESSORIES FOR CLAMPING DEVICES AS 200, AS 300, AS 400

CLAMPING LIDS


32.481.0022  Clamping lid with large window of Perspex for test sieves 200/203 mm Ø

32.481.0014  Universal clamping lid with small window for test sieves 100/150/200/203 mm Ø

32.481.0015  Universal wet sieving lid with small window for test sieves 100/150/200/203 mm Ø


CLAMPING ELEMENTS


32.142.0001  Clamping nuts, (2 pieces) for clamping device "standard"

32.737.0001  Quick-clamping elements, (2 pieces) for clamping device "comfort" AS 200/300/400


05.114.0061 O-ring for quick-clamping element for AS 200, 1 piece

CLAMPING RODS

32.248.0002  Threaded rods, (2 pieces) for clamping device "standard"

32.248.0001  Threaded rods, short, (2 pieces) for clamping of max. 5 test sieves for clamping device "standard"








32.742.0009  Rods, smooth, (2 pieces) for clamping device "comfort" AS 200

32.742.0011  Rods, smooth, short, (2 pieces) for clamping of max. 5 test sieves for clamping device "comfort" AS 200


32.742.0013 Rods, smooth, long (2 pieces) for universal clamping device "comfort",

(only for AS 200 control (30.032.0001))

SIEVING AIDS





32.365.0001		Chain ring for test sieves 200 mm and 203 mm Ø to support horizontal sieving
32.050.0001		Brushes, 3 pieces
32.902.0001		Cubes of polyurethane, 12 x 12 x 12 mm, 10 pieces
32.902.0002		Cubes of polyurethane, 20 x 20 x 20 mm, 10 pieces
32.354.0001		Balls of rubber, 20 mm Ø, 5 pieces
32.354.0002		Balls of agate, 10 mm Ø, 10 pieces
32.354.0004		Balls of steatite, 6 mm Ø, 150 g



TEST SIEVE RACK

32.012.0001		Test Sieve Rack for 10 Test Sieves Ø 200 mm/8", height 50 mm/25 mm
-------------	---	--

ACCESSORIES FOR TEST SIEVES (PANS, RINGS, LIDS)

FOR TEST SIEVES 200 MM Ø, HEIGHT 50 MM






69.720.0050		Collecting pan	неръждаема стомана	200 mm Ø	height 50 mm
69.220.0050		Intermediate pan	неръждаема стомана	200 mm Ø	height 50 mm
69.121.0050		Intermediate ring	неръждаема стомана	200 mm Ø	height 50 mm
69.520.0051		Sieve lid	неръждаема стомана	200 mm Ø	


69.420.0050		Collecting pan with outlet	неръждаема стомана	200 mm Ø	height 50 mm
69.221.0025		Venting ring for wet sieving	неръждаема стомана	200 mm Ø	height 25 mm
05.114.0174		O-ring for test sieves		200 mm Ø	

FOR TEST SIEVES 200 MM Ø, HEIGHT 25 MM

69.720.0025		Collecting pan, неръждаема стомана, 200 mm Ø, height 25 mm			
69.220.0025		Intermediate pan, неръждаема стомана, 200 mm Ø, height 25 mm			
69.121.0025		Intermediate ring, неръждаема стомана, 200 mm Ø, height 25 mm			
69.520.0051		Sieve lid, неръждаема стомана, 200 mm Ø			
69.420.0050		Collecting pan with outlet, неръждаема стомана, 200 mm Ø, height 50 mm			
69.221.0025		Venting ring for wet sieving, неръждаема стомана, 200 mm Ø, height 25 mm			
05.114.0174		O-ring for test sieves, 200 mm Ø			

FOR TEST SIEVES 203 MM Ø / 8" Ø, HEIGHT 2"


69.720.3050		Collecting pan, неръждаема стомана, 8" Ø, height 2"			
69.220.3050		Intermediate pan, неръждаема стомана, 8" Ø, height 2"			
69.121.3050		Intermediate ring, неръждаема стомана, 8" Ø, height 2"			
69.520.3051		Sieve lid, неръждаема стомана, 8" Ø			
69.420.3050		Collecting pan with outlet, неръждаема стомана, 8" Ø, height 2"			

69.221.3025  Venting ring for wet sieving, неръждаема стомана, 8" Ø, height 1"


05.114.0174 O-ring for test sieves, 8" Ø

FOR TEST SIEVES 203 MM Ø / 8" Ø, HEIGHT 1"


69.720.3025  Collecting pan, неръждаема стомана, 8" Ø, height 1"

69.220.3025  Intermediate pan, неръждаема стомана, 8" Ø, height 1"

69.121.3025  Intermediate ring, неръждаема стомана, 8" Ø, height 1"

69.520.3051  Sieve lid, неръждаема стомана, 8" Ø

69.420.3050  Collecting pan with outlet, неръждаема стомана, 8" Ø, height 2"

69.221.3025  Venting ring for wet sieving, неръждаема стомана, 8" Ø, height 1"


05.114.0174 O-ring for test sieves, 8" Ø

FOR TEST SIEVES 100 MM Ø


60.010.000100  Collecting pan, неръждаема стомана, 100 mm Ø, height 40 mm

60.220.000100 Intermediate pan, неръждаема стомана, 100 mm Ø, height 40 mm

60.935.000100  Intermediate ring, неръждаема стомана, 100 mm Ø, height 40 mm

60.107.000100  Sieve lid, неръждаема стомана, 100 mm Ø

60.010.100100  Collecting pan with outlet, неръждаема стомана, 100 mm Ø, height 40 mm

05.114.0045  O-ring for test sieves, 100 mm Ø

TEST SIEVES Ø 200 MM - 50 MM HEIGHT - ISO 3310/1 - STAINLESS

STEEL / WIRE GAUZE

	# mm	# mesh no.	∅	height	standard
60.131.000020	20 µm	-	200 mm	50 mm	ISO 3310/1
60.131.000025	25 µm	-	200 mm	50 mm	ISO 3310/1
60.131.000032	32 µm	-	200 mm	50 mm	ISO 3310/1
60.131.000036	36 µm	-	200 mm	50 mm	ISO 3310/1
60.131.000038	38 µm	-	200 mm	50 mm	ISO 3310/1
60.131.000040	40 µm	-	200 mm	50 mm	ISO 3310/1
60.131.000045	45 µm	-	200 mm	50 mm	ISO 3310/1
60.131.000050	50 µm	-	200 mm	50 mm	ISO 3310/1
60.131.000053	53 µm	-	200 mm	50 mm	ISO 3310/1
60.131.000056	56 µm	-	200 mm	50 mm	ISO 3310/1
60.131.000063	63 µm	-	200 mm	50 mm	ISO 3310/1
60.131.000071	71 µm	-	200 mm	50 mm	ISO 3310/1
60.131.000075	75 µm	-	200 mm	50 mm	ISO 3310/1
60.131.000080	80 µm	-	200 mm	50 mm	ISO 3310/1
60.131.000090	90 µm	-	200 mm	50 mm	ISO 3310/1
60.131.000100	100 µm	-	200 mm	50 mm	ISO 3310/1
60.131.000106	106 µm	-	200 mm	50 mm	ISO 3310/1
60.131.000112	112 µm	-	200 mm	50 mm	ISO 3310/1
60.131.000125	125 µm	-	200 mm	50 mm	ISO 3310/1
60.131.000140	140 µm	-	200 mm	50 mm	ISO 3310/1
60.131.000150	150 µm	-	200 mm	50 mm	ISO 3310/1
60.131.000160	160 µm	-	200 mm	50 mm	ISO 3310/1
60.131.000180	180 µm	-	200 mm	50 mm	ISO 3310/1
60.131.000200	200 µm	-	200 mm	50 mm	ISO 3310/1
60.131.000212	212 µm	-	200 mm	50 mm	ISO 3310/1
60.131.000224	224 µm	-	200 mm	50 mm	ISO 3310/1
60.131.000250	250 µm	-	200 mm	50 mm	ISO 3310/1
60.131.000280	280 µm	-	200 mm	50 mm	ISO 3310/1
60.131.000300	300 µm	-	200 mm	50 mm	ISO 3310/1

60.131.000315	315 µm	-	200 mm	50 mm	ISO 3310/1
60.131.000355	355 µm	-	200 mm	50 mm	ISO 3310/1
60.131.000400	400 µm	-	200 mm	50 mm	ISO 3310/1
60.131.000425	425 µm	-	200 mm	50 mm	ISO 3310/1
60.131.000450	450 µm	-	200 mm	50 mm	ISO 3310/1
60.131.000500	500 µm	-	200 mm	50 mm	ISO 3310/1
60.131.000560	560 µm	-	200 mm	50 mm	ISO 3310/1
60.131.000600	600 µm	-	200 mm	50 mm	ISO 3310/1
60.131.000630	630 µm	-	200 mm	50 mm	ISO 3310/1
60.131.000710	710 µm	-	200 mm	50 mm	ISO 3310/1
60.131.000800	800 µm	-	200 mm	50 mm	ISO 3310/1
60.131.000850	850 µm	-	200 mm	50 mm	ISO 3310/1
60.131.000900	900 µm	-	200 mm	50 mm	ISO 3310/1
60.131.001000	1.00 mm	-	200 mm	50 mm	ISO 3310/1
60.131.001120	1.12 mm	-	200 mm	50 mm	ISO 3310/1
60.131.001180	1.18 mm	-	200 mm	50 mm	ISO 3310/1
60.131.001250	1.25 mm	-	200 mm	50 mm	ISO 3310/1
60.131.001400	1.40 mm	-	200 mm	50 mm	ISO 3310/1
60.131.001600	1.60 mm	-	200 mm	50 mm	ISO 3310/1
60.131.001700	1.70 mm	-	200 mm	50 mm	ISO 3310/1
60.131.001800	1.80 mm	-	200 mm	50 mm	ISO 3310/1
60.131.002000	2.00 mm	-	200 mm	50 mm	ISO 3310/1
60.131.002240	2.24 mm	-	200 mm	50 mm	ISO 3310/1
60.131.002360	2.36 mm	-	200 mm	50 mm	ISO 3310/1
60.131.002500	2.50 mm	-	200 mm	50 mm	ISO 3310/1
60.131.002800	2.80 mm	-	200 mm	50 mm	ISO 3310/1
60.131.003150	3.15 mm	-	200 mm	50 mm	ISO 3310/1
60.131.003350	3.35 mm	-	200 mm	50 mm	ISO 3310/1
60.131.003550	3.55 mm	-	200 mm	50 mm	ISO 3310/1
60.131.004000	4.00 mm	-	200 mm	50 mm	ISO 3310/1
60.131.004500	4.50 mm	-	200 mm	50 mm	ISO 3310/1

60.131.004750	4.75 mm	-	200 mm	50 mm	ISO 3310/1
60.131.005000	5.00 mm	-	200 mm	50 mm	ISO 3310/1
60.131.005600	5.60 mm	-	200 mm	50 mm	ISO 3310/1
60.131.006300	6.30 mm	-	200 mm	50 mm	ISO 3310/1
60.131.006700	6.70 mm	-	200 mm	50 mm	ISO 3310/1
60.131.007100	7.10 mm	-	200 mm	50 mm	ISO 3310/1
60.131.008000	8.00 mm	-	200 mm	50 mm	ISO 3310/1
60.131.009000	9.00 mm	-	200 mm	50 mm	ISO 3310/1
60.131.009500	9.50 mm	-	200 mm	50 mm	ISO 3310/1
60.131.010000	10.00 mm	-	200 mm	50 mm	ISO 3310/1
60.131.011200	11.20 mm	-	200 mm	50 mm	ISO 3310/1
60.131.012500	12.50 mm	-	200 mm	50 mm	ISO 3310/1
60.131.013200	13.20 mm	-	200 mm	50 mm	ISO 3310/1
60.131.014000	14.00 mm	-	200 mm	50 mm	ISO 3310/1
60.131.016000	16.00 mm	-	200 mm	50 mm	ISO 3310/1
60.131.018000	18.00 mm	-	200 mm	50 mm	ISO 3310/1
60.131.019000	19.00 mm	-	200 mm	50 mm	ISO 3310/1
60.131.020000	20.00 mm	-	200 mm	50 mm	ISO 3310/1
60.131.022400	22.40 mm	-	200 mm	50 mm	ISO 3310/1
60.131.025000	25.00 mm	-	200 mm	50 mm	ISO 3310/1
60.131.026500	26.50 mm	-	200 mm	50 mm	ISO 3310/1
60.131.028000	28.00 mm	-	200 mm	50 mm	ISO 3310/1
60.131.031500	31.50 mm	-	200 mm	50 mm	ISO 3310/1
60.131.035500	35.50 mm	-	200 mm	50 mm	ISO 3310/1
60.131.037500	37.50 mm	-	200 mm	50 mm	ISO 3310/1
60.131.040000	40.00 mm	-	200 mm	50 mm	ISO 3310/1
60.131.045000	45.00 mm	-	200 mm	50 mm	ISO 3310/1
60.131.050000	50.00 mm	-	200 mm	50 mm	ISO 3310/1
60.131.053000	53.00 mm	-	200 mm	50 mm	ISO 3310/1
60.131.056000	56.00 mm	-	200 mm	50 mm	ISO 3310/1
60.131.063000	63.00 mm	-	200 mm	50 mm	ISO 3310/1

60.131.071000	71.00 mm	-	200 mm	50 mm	ISO 3310/1
60.131.075000	75.00 mm	-	200 mm	50 mm	ISO 3310/1
60.131.080000	80.00 mm	-	200 mm	50 mm	ISO 3310/1
60.131.090000	90.00 mm	-	200 mm	50 mm	ISO 3310/1
60.131.100000	100.00 mm	-	200 mm	50 mm	ISO 3310/1
60.131.106000	106.00 mm	-	200 mm	50 mm	ISO 3310/1
60.131.112000	112.00 mm	-	200 mm	50 mm	ISO 3310/1
60.131.125000	125.00 mm	-	200 mm	50 mm	ISO 3310/1

TEST SIEVES Ø 200 MM - 25 MM HEIGHT - ISO 3310/1 - STAINLESS STEEL /WIRE GAUZE

	# mm	# mesh no.	Ø	height	standard
60.122.000020	20 µm	-	200 mm	25 mm	ISO 3310/1
60.122.000025	25 µm	-	200 mm	25 mm	ISO 3310/1
60.122.000032	32 µm	-	200 mm	25 mm	ISO 3310/1
60.122.000036	36 µm	-	200 mm	25 mm	ISO 3310/1
60.122.000038	38 µm	-	200 mm	25 mm	ISO 3310/1
60.122.000040	40 µm	-	200 mm	25 mm	ISO 3310/1
60.122.000045	45 µm	-	200 mm	25 mm	ISO 3310/1
60.122.000050	50 µm	-	200 mm	25 mm	ISO 3310/1
60.122.000053	53 µm	-	200 mm	25 mm	ISO 3310/1
60.122.000056	56 µm	-	200 mm	25 mm	ISO 3310/1
60.122.000063	63 µm	-	200 mm	25 mm	ISO 3310/1
60.122.000071	71 µm	-	200 mm	25 mm	ISO 3310/1
60.122.000075	75 µm	-	200 mm	25 mm	ISO 3310/1
60.122.000080	80 µm	-	200 mm	25 mm	ISO 3310/1
60.122.000090	90 µm	-	200 mm	25 mm	ISO 3310/1
60.122.000100	100 µm	-	200 mm	25 mm	ISO 3310/1
60.122.000106	106 µm	-	200 mm	25 mm	ISO 3310/1
60.122.000112	112 µm	-	200 mm	25 mm	ISO 3310/1
60.122.000125	125 µm	-	200 mm	25 mm	ISO 3310/1

60.122.000140	140 µm	-	200 mm	25 mm	ISO 3310/1
60.122.000150	150 µm	-	200 mm	25 mm	ISO 3310/1
60.122.000160	160 µm	-	200 mm	25 mm	ISO 3310/1
60.122.000180	180 µm	-	200 mm	25 mm	ISO 3310/1
60.122.000200	200 µm	-	200 mm	25 mm	ISO 3310/1
60.122.000212	212 µm	-	200 mm	25 mm	ISO 3310/1
60.122.000224	224 µm	-	200 mm	25 mm	ISO 3310/1
60.122.000250	250 µm	-	200 mm	25 mm	ISO 3310/1
60.122.000280	280 µm	-	200 mm	25 mm	ISO 3310/1
60.122.000300	300 µm	-	200 mm	25 mm	ISO 3310/1
60.122.000315	315 µm	-	200 mm	25 mm	ISO 3310/1
60.122.000355	355 µm	-	200 mm	25 mm	ISO 3310/1
60.122.000400	400 µm	-	200 mm	25 mm	ISO 3310/1
60.122.000425	425 µm	-	200 mm	25 mm	ISO 3310/1
60.122.000450	450 µm	-	200 mm	25 mm	ISO 3310/1
60.122.000500	500 µm	-	200 mm	25 mm	ISO 3310/1
60.122.000560	560 µm	-	200 mm	25 mm	ISO 3310/1
60.122.000600	600 µm	-	200 mm	25 mm	ISO 3310/1
60.122.000630	630 µm	-	200 mm	25 mm	ISO 3310/1
60.122.000710	710 µm	-	200 mm	25 mm	ISO 3310/1
60.122.000800	800 µm	-	200 mm	25 mm	ISO 3310/1
60.122.000850	850 µm	-	200 mm	25 mm	ISO 3310/1
60.122.000900	900 µm	-	200 mm	25 mm	ISO 3310/1
60.122.001000	1.00 mm	-	200 mm	25 mm	ISO 3310/1
60.122.001120	1.12 mm	-	200 mm	25 mm	ISO 3310/1
60.122.001180	1.18 mm	-	200 mm	25 mm	ISO 3310/1
60.122.001250	1.25 mm	-	200 mm	25 mm	ISO 3310/1
60.122.001400	1.40 mm	-	200 mm	25 mm	ISO 3310/1
60.122.001600	1.60 mm	-	200 mm	25 mm	ISO 3310/1
60.122.001700	1.70 mm	-	200 mm	25 mm	ISO 3310/1
60.122.001800	1.80 mm	-	200 mm	25 mm	ISO 3310/1

60.122.002000	2.00 mm	-	200 mm	25 mm	ISO 3310/1
60.122.002240	2.24 mm	-	200 mm	25 mm	ISO 3310/1
60.122.002360	2.36 mm	-	200 mm	25 mm	ISO 3310/1
60.122.002500	2.50 mm	-	200 mm	25 mm	ISO 3310/1
60.122.002800	2.80 mm	-	200 mm	25 mm	ISO 3310/1
60.122.003150	3.15 mm	-	200 mm	25 mm	ISO 3310/1
60.122.003350	3.35 mm	-	200 mm	25 mm	ISO 3310/1
60.122.003550	3.55 mm	-	200 mm	25 mm	ISO 3310/1
60.122.004000	4.00 mm	-	200 mm	25 mm	ISO 3310/1
60.122.004500	4.50 mm	-	200 mm	25 mm	ISO 3310/1
60.122.004750	4.75 mm	-	200 mm	25 mm	ISO 3310/1
60.122.005000	5.00 mm	-	200 mm	25 mm	ISO 3310/1
60.122.005600	5.60 mm	-	200 mm	25 mm	ISO 3310/1
60.122.006300	6.30 mm	-	200 mm	25 mm	ISO 3310/1
60.122.006700	6.70 mm	-	200 mm	25 mm	ISO 3310/1
60.122.007100	7.10 mm	-	200 mm	25 mm	ISO 3310/1
60.122.008000	8.00 mm	-	200 mm	25 mm	ISO 3310/1
60.122.009000	9.00 mm	-	200 mm	25 mm	ISO 3310/1
60.122.009500	9.50 mm	-	200 mm	25 mm	ISO 3310/1
60.122.010000	10.00 mm	-	200 mm	25 mm	ISO 3310/1
60.122.011200	11.20 mm	-	200 mm	25 mm	ISO 3310/1
60.122.012500	12.50 mm	-	200 mm	25 mm	ISO 3310/1
60.122.013200	13.20 mm	-	200 mm	25 mm	ISO 3310/1
60.122.014000	14.00 mm	-	200 mm	25 mm	ISO 3310/1
60.122.016000	16.00 mm	-	200 mm	25 mm	ISO 3310/1
60.122.018000	18.00 mm	-	200 mm	25 mm	ISO 3310/1
60.122.019000	19.00 mm	-	200 mm	25 mm	ISO 3310/1
60.122.020000	20.00 mm	-	200 mm	25 mm	ISO 3310/1
60.122.022400	22.40 mm	-	200 mm	25 mm	ISO 3310/1
60.122.025000	25.00 mm	-	200 mm	25 mm	ISO 3310/1
60.122.026500	26.50 mm	-	200 mm	25 mm	ISO 3310/1

60.122.028000	28.00 mm	-	200 mm	25 mm	ISO 3310/1
60.122.031500	31.50 mm	-	200 mm	25 mm	ISO 3310/1
60.122.035500	35.50 mm	-	200 mm	25 mm	ISO 3310/1
60.122.037500	37.50 mm	-	200 mm	25 mm	ISO 3310/1
60.122.040000	40.00 mm	-	200 mm	25 mm	ISO 3310/1
60.122.045000	45.00 mm	-	200 mm	25 mm	ISO 3310/1
60.122.050000	50.00 mm	-	200 mm	25 mm	ISO 3310/1
60.122.053000	53.00 mm	-	200 mm	25 mm	ISO 3310/1
60.122.056000	56.00 mm	-	200 mm	25 mm	ISO 3310/1
60.122.063000	63.00 mm	-	200 mm	25 mm	ISO 3310/1
60.122.071000	71.00 mm	-	200 mm	25 mm	ISO 3310/1
60.122.075000	75.00 mm	-	200 mm	25 mm	ISO 3310/1
60.122.080000	80.00 mm	-	200 mm	25 mm	ISO 3310/1
60.122.090000	90.00 mm	-	200 mm	25 mm	ISO 3310/1
60.122.100000	100.00 mm	-	200 mm	25 mm	ISO 3310/1
60.122.106000	106.00 mm	-	200 mm	25 mm	ISO 3310/1
60.122.112000	112.00 mm	-	200 mm	25 mm	ISO 3310/1
60.122.125000	125.00 mm	-	200 mm	25 mm	ISO 3310/1